



貳

、

人

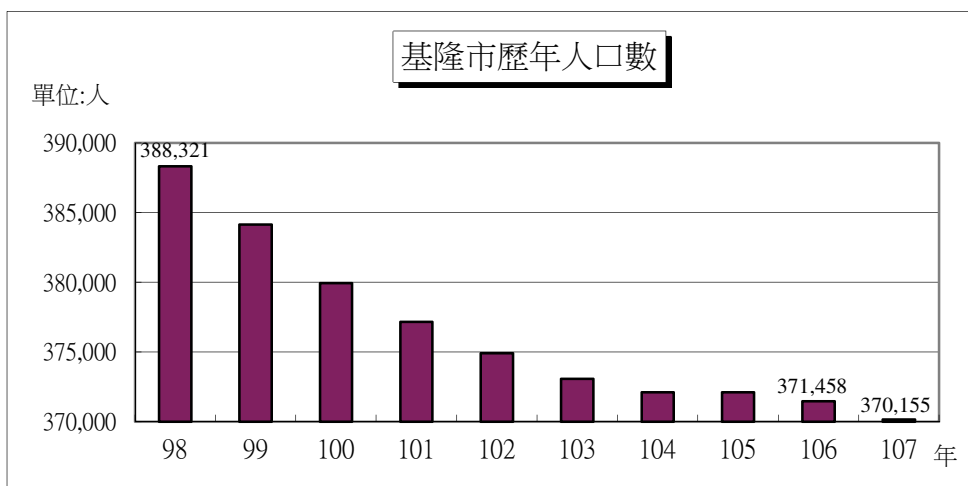
口



貳、人口

提要分析

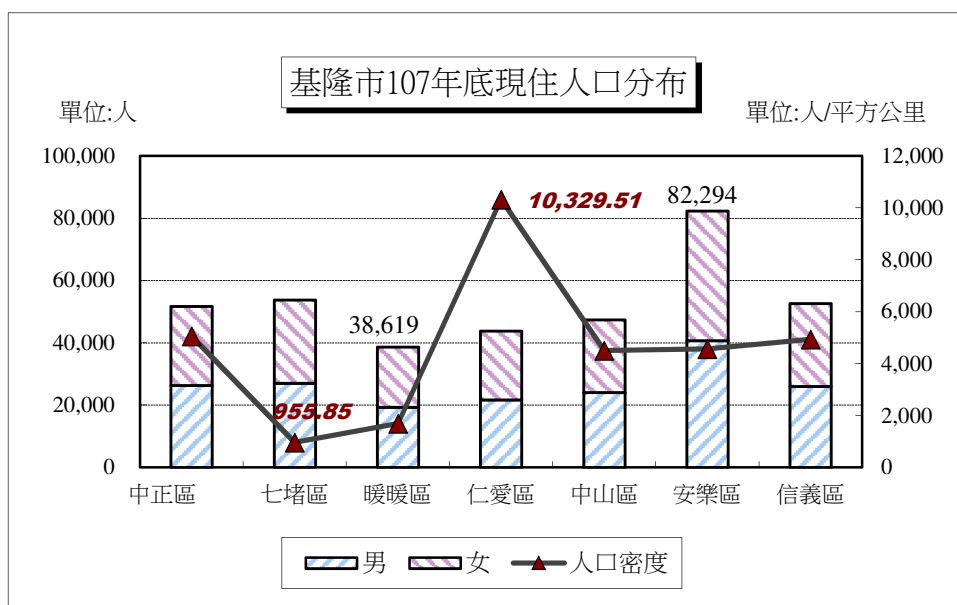
民國 107 年底本市人口數為 370,155 人，較上年減少 1,303 人，減少率為 3.51‰，98 年底人口數為 388,321 人，十年來減少 18,166 人，十年間減少率為 4.68%。



一、人口分布與密度

人口分布方面：107 年底，本市各區人口中，以安樂區 82,294 人最多，占 22.23%，七堵區 53,782 人次之，占 14.53%，而以暖暖區 38,619 人為最少，占 10.43%。

人口密度方面：107 年底人口密度為每平方公里 2,788.17 人，較 98 年之每平方公里 2,925.01 人減少 4.68%；如以各區人口密度相較，以仁愛區之每平方公里 10,329.51 人最高，七堵區之每平方公里 955.85 人為最低。

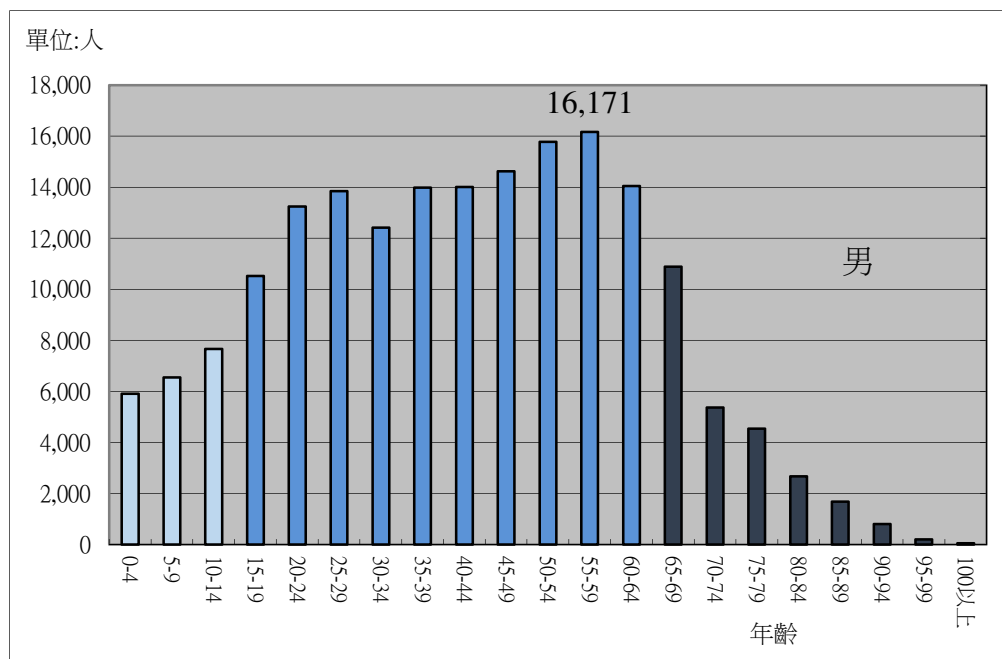


2-2 人口
提要分析

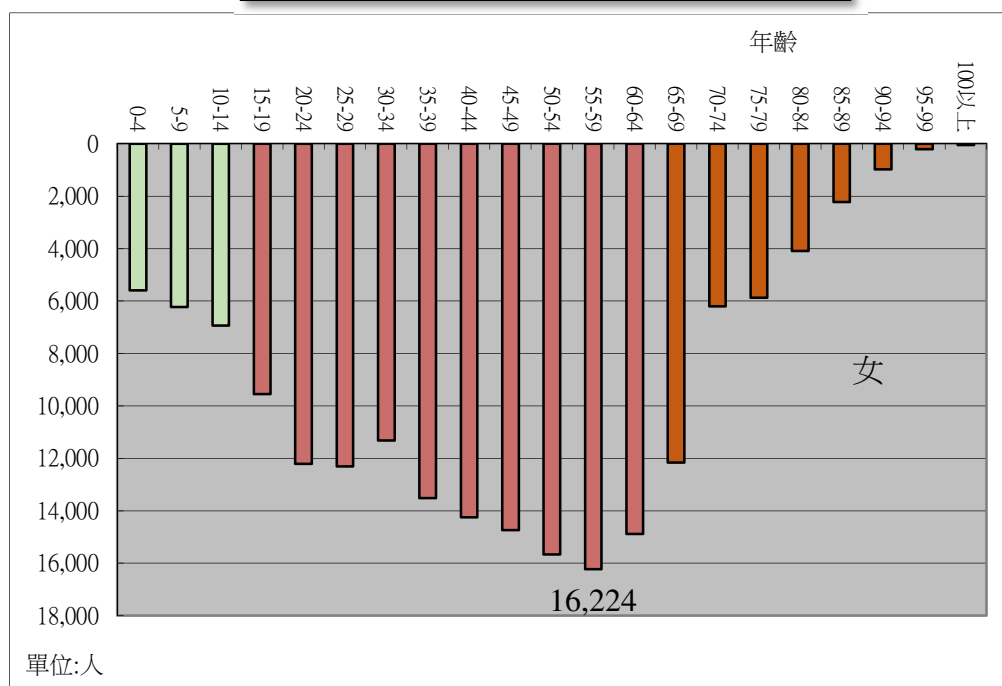
二、人口組成

(一)年齡分組：

107 年底青壯年人口(15 歲至 64 歲) 273,294 人占總人口 73.83%，幼年人口(0 歲至 14 歲) 38,863 人占總人口 10.50%，老年人口(65 歲以上) 57,998 人占 15.67%，人口扶養率 35.44%，較 106 年之 34.18%，略為增加，顯示出老年人口占總人口比例的逐年增加使未來的扶養率有增加之趨勢，而少子化以及高齡化漸漸將本市人口結構金字塔帶向倒金鐘型態。



基隆市 107 年底現住人口之年齡分配



提要分析

(二)性比例：

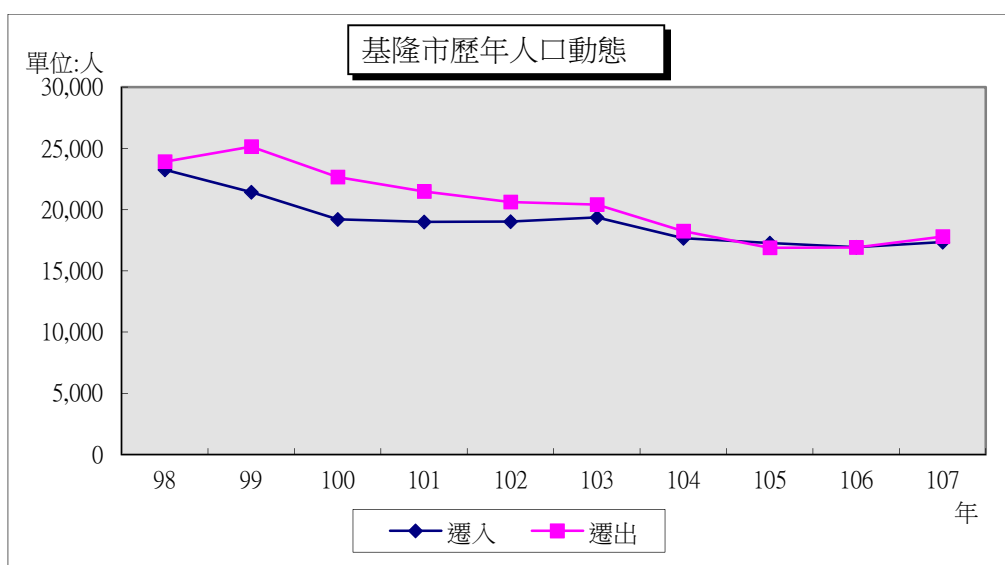
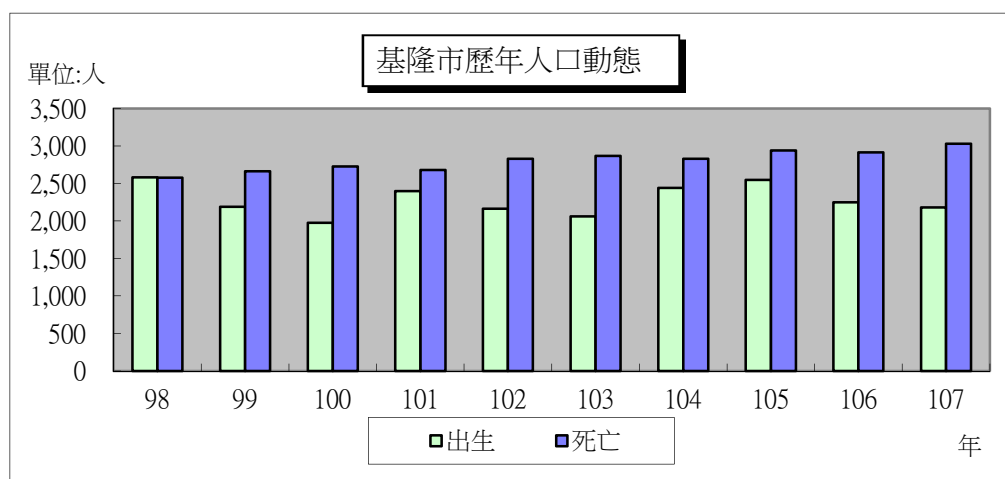
本市人口向來男多女少，惟 107 年底全市男性 184,978 人，女性 185,177 人，女比男多 199 人，女性人口數多於男性，性比例為 99.89%，較 106 年之 100.15%為低，有逐年遞減之趨勢。

三、人口動態

(一)本市 107 年遷入數為 17,355 人，各區中以安樂區 3,501 人為最高占 20.17%；遷出數為 17,807 人，各區中亦以安樂區 3,460 人占 19.43%居最高。

(二)本市 107 年出生人數 2,180 人，其中男生為 1,138 人，女生為 1,042 人；死亡人數 3,031 人，其中男生死亡人數為 1,799 人，女生死亡人數為 1,232 人。

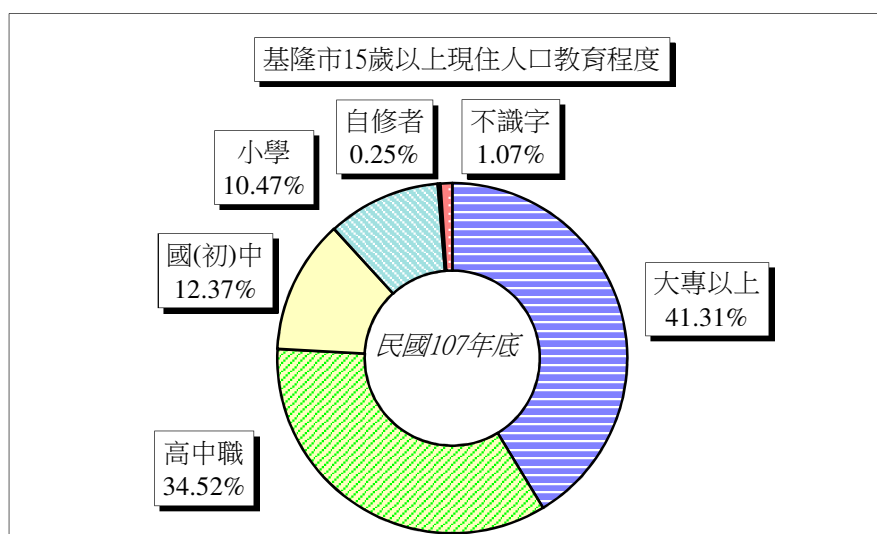
(三)本市 107 年結婚有 2,004 對，較 106 年之 2,140 對，減少 6.36%；離婚有 943 對，較 106 年之 1,026 對減少 8.09%。



2-4 人口
提要分析

(四)教育程度：

本市教育非常普及，尤其自民國 57 年實施九年國民義務教育後，人口素質逐年提高，107 年底依據戶政單位之戶籍登記資料，滿十五歲以上人口 331,292 人，其中大專以上程度 136,851 人占 41.31%，高中職程度 114,377 人占 34.53%，國(初)中程度 40,991 人占 12.37%，小學程度 34,698 人占 10.47%，自修者 817 人占 0.25%，不識字者 3,558 人占 1.07%。



(五)婚姻狀況：

本市 107 年底人口中，未婚者 157,340 人占總人口 42.51%，有偶者 153,331 人占 41.42%，離婚者 36,004 人占 9.73%，喪偶者 23,480 人占 6.34%。

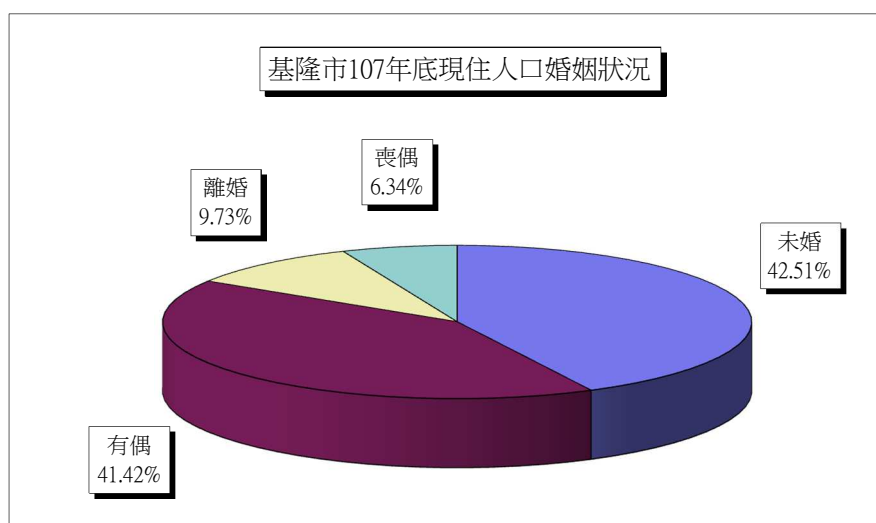


表 2-1 現住戶數、人口密度及性比例

| 年底及區別 End of Year & District | 面積 (平方公里) Area (km ²) | 村里數 Villages | 鄰數 Neighborhoods | 現住戶口 |
|---------------------------------|--|-----------------|---------------------|--|
| | | | | 戶數 (戶) No. of Households (Households) |
| 98年底 End of 2009 | 132.7589 | 157 | 3,350 | 146,136 |
| 99年底 End of 2010 | 132.7589 | 157 | 3,313 | 147,187 |
| 100年底 End of 2011 | 132.7589 | 157 | 3,313 | 147,971 |
| 101年底 End of 2012 | 132.7589 | 157 | 3,313 | 148,805 |
| 102年底 End of 2013 | 132.7589 | 157 | 3,313 | 149,678 |
| 103年底 End of 2014 | 132.7589 | 157 | 3,313 | 150,492 |
| 104年底 End of 2015 | 132.7589 | 157 | 3,313 | 150,987 |
| 105年底 End of 2016 | 132.7589 | 157 | 3,313 | 151,881 |
| 106年底 End of 2017 | 132.7589 | 157 | 3,324 | 152,781 |
| 107年底 End of 2018 | 132.7589 | 157 | 3,324 | 153,580 |
| 中正區 Jhongjheng | 10.2118 | 26 | 517 | 22,652 |
| 七堵區 Cidu | 56.2659 | 20 | 412 | 21,563 |
| 暖暖區 Nuannuan | 22.8283 | 13 | 280 | 15,723 |
| 仁愛區 Renai | 4.2335 | 29 | 536 | 19,064 |
| 中山區 Jhongshan | 10.5238 | 24 | 520 | 19,259 |
| 安樂區 Anle | 18.0250 | 25 | 647 | 33,625 |
| 信義區 Sinyi | 10.6706 | 20 | 412 | 21,694 |

資料來源：基隆市政府民政處 1221-00-01-2

Table 2-1 Resident Households, Population Density and Sex Ratio

| Resident Households and Population | | | 戶量 (人/戶) Mean Size of Households (Persons/ Households) | 人口密度 (人/平方公里) Population Density (Persons per km ²) | 性比例 (每百女子 所當男子數) Sex Ratio (Female =100) |
|---------------------------------------|-----------|-------------|--|--|--|
| 人口數(人) No. of Population (Persons) | | | | | |
| 合計 Total | 男 Male | 女 Female | | | |
| 388,321 | 195,932 | 192,389 | 2.66 | 2,925.01 | 101.84 |
| 384,134 | 193,573 | 190,561 | 2.61 | 2,893.47 | 101.58 |
| 379,927 | 191,367 | 188,560 | 2.57 | 2,861.78 | 101.49 |
| 377,153 | 189,951 | 187,202 | 2.53 | 2,840.89 | 101.47 |
| 374,914 | 188,649 | 186,265 | 2.50 | 2,824.02 | 101.28 |
| 373,077 | 187,605 | 185,472 | 2.48 | 2,810.18 | 101.15 |
| 372,105 | 186,942 | 185,163 | 2.46 | 2,802.86 | 100.96 |
| 372,100 | 186,524 | 185,576 | 2.45 | 2,802.83 | 100.51 |
| 371,458 | 185,870 | 185,588 | 2.43 | 2,797.99 | 100.15 |
| 370,155 | 184,978 | 185,177 | 2.41 | 2,788.17 | 99.89 |
| 51,670 | 26,324 | 25,346 | 2.28 | 5,059.83 | 103.86 |
| 53,782 | 26,990 | 26,792 | 2.49 | 955.85 | 100.74 |
| 38,619 | 19,333 | 19,286 | 2.46 | 1,691.72 | 100.24 |
| 43,730 | 21,648 | 22,082 | 2.29 | 10,329.51 | 98.03 |
| 47,398 | 24,036 | 23,362 | 2.46 | 4,503.89 | 102.89 |
| 82,294 | 40,694 | 41,600 | 2.45 | 4,565.55 | 97.82 |
| 52,662 | 25,953 | 26,709 | 2.43 | 4,935.24 | 97.17 |

表 2-2 戶籍動態

單位：人、對、千分比

| 年及 區別 Year & District | 遷入人數 | | | | | |
|-----------------------------|-------------|-----------|-------------|-------------------------------------|------------------------|--------------------|
| | 合計 Total | | | 自外國 From Foreign Countries | 臺北市 Taipei City | |
| | 計 Total | 男 Male | 女 Female | | | |
| 98年 | 23,251 | 10,308 | 12,943 | 740 | 2,600 | |
| 2009 | | | | | | |
| 99年 | 21,437 | 9,693 | 11,744 | 660 | 2,241 | |
| 2010 | | | | | | |
| 年及 區別 Year & District | 遷入人數 | | | | | |
| | 合計 Total | | | 自外國 From Foreign Countries | 自他省(市) | |
| | 計 Total | 男 Male | 女 Female | | 新北市 New Taipei City | 臺北市 Taipei City |
| 100年 | 19,208 | 8,686 | 10,522 | | 659 | 3,780 |
| 2011 | | | | | | |
| 101年 | 19,000 | 8,649 | 10,351 | | 561 | 3,823 |
| 2012 | | | | | | |
| 102年 | 19,039 | 8,712 | 10,327 | | 585 | 4,052 |
| 2013 | | | | | | |
| 103年 | 19,376 | 8,849 | 10,527 | | 544 | 3,951 |
| 2014 | | | | | | |
| 年及 區別 Year & District | 遷入人數 | | | | | |
| | 合計 Total | | | 自外國 From Foreign Countries | 自他省(市) | |
| | 計 Total | 男 Male | 女 Female | | 新北市 New Taipei City | 臺北市 Taipei City |
| 104年 | 17,672 | 7,979 | 9,693 | 539 | 3,570 | 2,253 |
| 2015 | | | | | | |
| 105年 | 17,275 | 7,779 | 9,496 | 542 | 3,611 | 2,663 |
| 2016 | | | | | | |
| 106年 | 16,939 | 7,619 | 9,320 | 509 | 3,603 | 2,594 |
| 2017 | | | | | | |
| 107年 | 17,355 | 7,922 | 9,433 | 498 | 3,405 | 2,486 |
| 2018 | | | | | | |
| 中正區 Jhongjheng | 2,400 | 1,092 | 1,308 | 87 | 430 | 221 |
| 七堵區 Cidu | 2,012 | 931 | 1,081 | 43 | 660 | 459 |
| 暖暖區 Nuannuan | 1,786 | 821 | 965 | 37 | 494 | 349 |
| 仁愛區 Renai | 2,516 | 1,110 | 1,406 | 64 | 261 | 235 |
| 中山區 Jhongshan | 1,796 | 835 | 961 | 73 | 310 | 206 |
| 安樂區 Anle | 3,501 | 1,642 | 1,859 | 91 | 768 | 659 |
| 信義區 Sinyi | 3,344 | 1,491 | 1,853 | 103 | 482 | 357 |

資料來源：基隆市政府民政處 1221-00-02-2

Table 2-2 Household Registration Movement

Unit: Persons, Couples, ‰

| Immigrants | | | | | | |
|-------------------------------------|------------------------|--------------------|-----------------------|-------------------------|-------------------------|----|
| 自他省(市) From Other Provinces(Cities) | | | | | | |
| 高雄市 Kaohsiung City | 臺灣省 Taiwan Province | | | 福建省 Fuchien Province | | |
| 231 | | | | | | 77 |
| 203 | | | | | | 71 |
| Immigrants | | | | | | |
| From Other Provinces(Cities) | | | | | | |
| 臺北市 Taipei City | 臺中市 Taichung City | 臺南市 Tainan City | 高雄市 Kaohsiung City | 臺灣省 Taiwan Province | 福建省 Fuchien Province | |
| 2,024 | 284 | 189 | 307 | - | 67 | |
| 2,055 | 370 | 170 | 283 | - | 61 | |
| 2,220 | 296 | 149 | 306 | - | 82 | |
| 2,368 | 309 | 174 | 275 | - | 86 | |
| Immigrants | | | | | | |
| From Other Provinces(Cities) | | | | | | |
| 桃園市 Taoyuan City | 臺中市 Taichung City | 臺南市 Tainan City | 高雄市 Kaohsiung City | 臺灣省 Taiwan Province | 福建省 Fuchien Province | |
| 515 | 325 | 157 | 291 | - | 91 | |
| 474 | 315 | 128 | 267 | - | 94 | |
| 469 | 270 | 136 | 267 | - | 71 | |
| 554 | 288 | 125 | 240 | - | 91 | |
| 98 | 48 | 14 | 48 | - | 8 | |
| 74 | 38 | 14 | 29 | - | 18 | |
| 71 | 33 | 9 | 27 | - | 15 | |
| 56 | 32 | 12 | 21 | - | 11 | |
| 64 | 31 | 18 | 30 | - | 9 | |
| 114 | 64 | 33 | 57 | - | 15 | |
| 77 | 42 | 25 | 28 | - | 15 | |

表 2-2 戶籍動態(續1)

單位：人、對、千分比

| 年及 區別 Year & District | 遷入人數 Immigrants | | | | |
|-----------------------------|---|---|---------------------------|--------------------|--------------|
| | 自他省(市) From Other Provinces(Cities) | 自本省他縣(市) From Other C. & City of Province | 自本市他區 From Other Dist. | 初設戶籍 First Reg. | 其他 Others |
| | 其他省(市) Others | | | | |
| 98年 | - | 6,989 | 11,628 | 982 | 4 |
| 2009 | | | | | |
| 99年 | 1 | 6,858 | 10,817 | 585 | 1 |
| 2010 | | | | | |
| 年及 區別 Year & District | 遷入人數 Immigrants | | | | |
| | 自他省(市) From Other Provinces(Cities) | 自本省他縣(市) From Other C. & City of Province | 自本市他區 From Other Dist. | 初設戶籍 First Reg. | 其他 Others |
| | 其他省(市) Others | | | | |
| 100年 | - | 2,042 | 9,414 | 441 | 1 |
| 2011 | | | | | |
| 101年 | - | 1,964 | 9,359 | 352 | 2 |
| 2012 | | | | | |
| 102年 | - | 1,836 | 9,154 | 356 | 3 |
| 2013 | | | | | |
| 103年 | - | 1,920 | 9,452 | 285 | 12 |
| 2014 | | | | | |
| 年及 區別 Year & District | 遷入人數 Immigrants | | | | |
| | 自他省(市) From Other Provinces(Cities) | 自本省他縣(市) From Other C. & City of Province | 自本市他區 From Other Dist. | 初設戶籍 First Reg. | 其他 Others |
| | 其他省(市) Others | | | | |
| 104年 | - | 1,295 | 8,386 | 247 | 3 |
| 2015 | | | | | |
| 105年 | - | 1,166 | 7,713 | 298 | 4 |
| 2016 | | | | | |
| 106年 | - | 1,146 | 7,580 | 293 | 1 |
| 2017 | | | | | |
| 107年 | - | 1,070 | 8,384 | 213 | 1 |
| 2018 | | | | | |
| 中正區 Jhongjheng | - | 177 | 1,235 | 34 | - |
| 七堵區 Cidu | - | 144 | 509 | 24 | - |
| 暖暖區 Nuannuan | - | 111 | 619 | 21 | - |
| 仁愛區 Renai | - | 105 | 1,691 | 28 | - |
| 中山區 Jhongshan | - | 135 | 894 | 26 | - |
| 安樂區 Anle | - | 222 | 1,425 | 52 | 1 |
| 信義區 Sinyi | - | 176 | 2,011 | 28 | - |

資料來源：基隆市政府民政處 1221-00-02-2

Table 2-2 Household Registration Movement(Cont. 1)

Unit: Persons, Couples, ‰

| 遷出人數 Emigrants | | | | | |
|----------------|--------|----------|--------------------------|-----------------------------------|--|
| 合計 Total | | | 往外國 To Foreign Countries | | |
| 計 Total | 男 Male | 女 Female | | | |
| 23,916 | 10,981 | 12,935 | 918 | | |
| 24,114 | 11,106 | 13,008 | 832 | | |
| 遷出人數 Emigrants | | | | | |
| 合計 Total | | | 往外國 To Foreign Countries | | |
| 計 Total | 男 Male | 女 Female | | | |
| 22,665 | 10,243 | 12,422 | 774 | | |
| 21,492 | 9,724 | 11,768 | 662 | | |
| 20,613 | 9,429 | 11,184 | 709 | | |
| 20,408 | 9,261 | 11,147 | 579 | | |
| 遷出人數 Emigrants | | | | | |
| 合計 Total | | | 往外國 To Foreign Countries | 往他省(市) To Other Provinces(Cities) | |
| 計 Total | 男 Male | 女 Female | | 新北市 New Taipei City | |
| 18,254 | 8,327 | 9,927 | 630 | 3,351 | |
| 16,888 | 7,726 | 9,162 | 588 | 3,095 | |
| 16,915 | 7,686 | 9,229 | 569 | 3,221 | |
| 17,807 | 8,153 | 9,654 | 563 | 3,391 | |
| 2,743 | 1,292 | 1,451 | 113 | 453 | |
| 2,122 | 988 | 1,134 | 59 | 630 | |
| 1,799 | 841 | 958 | 32 | 463 | |
| 2,844 | 1,262 | 1,582 | 88 | 318 | |
| 2,179 | 971 | 1,208 | 80 | 346 | |
| 3,460 | 1,591 | 1,869 | 100 | 769 | |
| 2,660 | 1,208 | 1,452 | 91 | 412 | |

表 2-2 戶籍動態(續2)

單位：人、對、千分比

| 年及 區別 Year & District | 遷出人數 | | | | | |
|-----------------------------|------------------------|-----------------------|------------------------|--------------------|-----------------------|------------------------|
| | 往他省(市) | | | | | |
| | 臺北市 Taipei City | 高雄市 Kaohsiung City | 臺灣省 Taiwan Province | | | |
| 98年 | 2,532 | | 244 | | - | |
| 2009 | 3,705 | | 272 | | - | |
| 99年 | | | | | | |
| 2010 | | | | | | |
| 年及 區別 Year & District | 遷出人數 | | | | | |
| | 往他省(市) | | | | | |
| | 新北市 New Taipei City | 臺北市 Taipei City | 臺中市 Taichung City | 臺南市 Tainan City | 高雄市 Kaohsiung City | 臺灣省 Taiwan Province |
| 100年 | 4,865 | 3,830 | 482 | 202 | 347 | - |
| 2011 | 4,369 | 3,194 | 500 | 191 | 367 | - |
| 101年 | 4,205 | 2,868 | 515 | 159 | 358 | - |
| 2012 | 3,877 | 2,744 | 489 | 175 | 339 | - |
| 102年 | | | | | | |
| 2013 | | | | | | |
| 103年 | | | | | | |
| 2014 | | | | | | |
| 年及 區別 Year & District | 遷出人數 | | | | | |
| | 往他省(市) | | | | | |
| | 臺北市 Taipei City | 桃園市 Taoyuan City | 臺中市 Taichung City | 臺南市 Tainan City | 高雄市 Kaohsiung City | 臺灣省 Taiwan Province |
| 104年 | 2,254 | 1,252 | 456 | 165 | 294 | - |
| 2015 | 2,057 | 1,123 | 466 | 141 | 321 | - |
| 105年 | 2,058 | 1,205 | 449 | 144 | 300 | - |
| 2016 | 1,977 | 1,067 | 447 | 154 | 279 | - |
| 106年 | | | | | | |
| 2017 | | | | | | |
| 107年 | | | | | | |
| 2018 | | | | | | |
| 中正區 Jhongjheng | 234 | 151 | 52 | 30 | 37 | - |
| 七堵區 Cidu | 322 | 182 | 57 | 22 | 43 | - |
| 暖暖區 Nuannuan | 256 | 130 | 33 | 16 | 39 | - |
| 仁愛區 Renai | 209 | 108 | 48 | 22 | 30 | - |
| 中山區 Jhongshan | 188 | 132 | 66 | 22 | 32 | - |
| 安樂區 Anle | 491 | 222 | 103 | 19 | 66 | - |
| 信義區 Sinyi | 277 | 142 | 88 | 23 | 32 | - |

資料來源：基隆市政府民政處 1221-00-02-2

Table 2-2 Household Registration Movement(Cont. 2)

Unit: Persons, Couples, ‰

| Emigrants | | | | | |
|----------------------------|------------------|-----------------------------------|---------------|--------------|--------|
| To Other Provinces(Cities) | | 往本省他縣(市) | 往本市他區 | 廢止戶籍 | 其他 |
| 福建省 Fuchien Province | 其他省(市) Others | To Other C. & City of Province | To Other Dist | Deleted Reg. | Others |
| 186 | - | 8,382 | 11,628 | 10 | 16 |
| 126 | - | 9,383 | 10,818 | 3 | 11 |
| Emigrants | | | | | |
| To Other Provinces(Cities) | | 往本省他縣(市) | 往本市他區 | 廢止戶籍 | 其他 |
| 福建省 Fuchien Province | 其他省(市) Others | To Other C. & City of Province | To Other Dist | Deleted Reg. | Others |
| 176 | - | 2,550 | 9,414 | 14 | 11 |
| 216 | - | 2,624 | 9,359 | 8 | 2 |
| 187 | - | 2,445 | 9,154 | 5 | 8 |
| 196 | - | 2,544 | 9,452 | 2 | 11 |
| Emigrants | | | | | |
| To Other Provinces(Cities) | | 往本省他縣(市) | 往本市他區 | 廢止戶籍 | 其他 |
| 福建省 Fuchien Province | 其他省(市) Others | To Other C. & City of Province | To Other Dist | Deleted Reg. | Others |
| 149 | - | 1,302 | 8,386 | 7 | 8 |
| 108 | - | 1,266 | 7,713 | 4 | 6 |
| 135 | - | 1,251 | 7,580 | 1 | 2 |
| 120 | - | 1,415 | 8,384 | 8 | 2 |
| 17 | - | 264 | 1,390 | 2 | - |
| 13 | - | 221 | 573 | - | - |
| 20 | - | 159 | 651 | - | - |
| 15 | - | 134 | 1,871 | 1 | - |
| 7 | - | 176 | 1,128 | 2 | - |
| 32 | - | 257 | 1,397 | 2 | 2 |
| 16 | - | 204 | 1,374 | 1 | - |

表 2-2 戶籍動態(續完)

單位：人、對、千分比

| 年及 區別 Year & District | 同一區內住址 變更人數 Change Residence | | 出生人數 No. of Births | | | 死亡人數 No. of Deaths | | |
|-----------------------------|------------------------------------|-----------------|-----------------------|-----------|-------------|-----------------------|-----------|-------------|
| | 遷入 Immigrants | 遷出 Emigrants | 合計 Total | 男 Male | 女 Female | 合計 Total | 男 Male | 女 Female |
| 98年 | 9,490 | 9,490 | 2,584 | 1,314 | 1,270 | 2,577 | 1,586 | 991 |
| 2009 | | | | | | | | |
| 99年 | 9,195 | 9,195 | 2,191 | 1,123 | 1,068 | 2,665 | 1,617 | 1,048 |
| 2010 | | | | | | | | |
| 年及 區別 Year & District | 同一區內住址 變更人數 Change Residence | | 出生人數 No. of Births | | | 死亡人數 No. of Deaths | | |
| | 遷入 Immigrants | 遷出 Emigrants | 合計 Total | 男 Male | 女 Female | 合計 Total | 男 Male | 女 Female |
| 100年 | 7,952 | 7,952 | 1,975 | 1,001 | 974 | 2,725 | 1,650 | 1,075 |
| 2011 | | | | | | | | |
| 101年 | 8,339 | 8,339 | 2,399 | 1,238 | 1,161 | 2,681 | 1,579 | 1,102 |
| 2012 | | | | | | | | |
| 102年 | 7,576 | 7,576 | 2,165 | 1,123 | 1,042 | 2,830 | 1,708 | 1,122 |
| 2013 | | | | | | | | |
| 103年 | 8,742 | 8,742 | 2,062 | 1,051 | 1,011 | 2,867 | 1,683 | 1,184 |
| 2014 | | | | | | | | |
| 年及 區別 Year & District | 同一區內住址 變更人數 Change Residence | | 出生人數 No. of Births | | | 死亡人數 No. of Deaths | | |
| | 遷入 Immigrants | 遷出 Emigrants | 合計 Total | 男 Male | 女 Female | 合計 Total | 男 Male | 女 Female |
| 104年 | 10,130 | 10,130 | 2,439 | 1,327 | 1,112 | 2,829 | 1,642 | 1,187 |
| 2015 | | | | | | | | |
| 105年 | 9,475 | 9,475 | 2,548 | 1,262 | 1,286 | 2,940 | 1,733 | 1,207 |
| 2016 | | | | | | | | |
| 106年 | 9,290 | 9,290 | 2,248 | 1,145 | 1,103 | 2,914 | 1,732 | 1,182 |
| 2017 | | | | | | | | |
| 107年 | 10,268 | 10,268 | 2,180 | 1,138 | 1,042 | 3,031 | 1,799 | 1,232 |
| 2018 | | | | | | | | |
| 中正區 Jhongjheng | 1,952 | 1,952 | 317 | 158 | 159 | 467 | 287 | 180 |
| 七堵區 Cidu | 1,498 | 1,498 | 333 | 184 | 149 | 413 | 251 | 162 |
| 暖暖區 Nuannuan | 1,079 | 1,079 | 240 | 117 | 123 | 316 | 188 | 128 |
| 仁愛區 Renai | 1,134 | 1,134 | 191 | 98 | 93 | 447 | 265 | 182 |
| 中山區 Jhongshan | 941 | 941 | 296 | 164 | 132 | 423 | 264 | 159 |
| 安樂區 Anle | 2,117 | 2,117 | 468 | 231 | 237 | 573 | 310 | 263 |
| 信義區 Sinyi | 1,547 | 1,547 | 335 | 186 | 149 | 392 | 234 | 158 |

資料來源：基隆市政府民政處 1221-00-02-2

Table 2-2 Household Registration Movement(Cont. End)

Unit: Persons, Couples, ‰

| 粗出生率 Crude Birth Rate | 粗死亡率 Crude Death Rate | 自然增加率 Natural Increase Rate | 遷入率 Immigrant Rate | 遷出率 Emigrant Rate | 社會增加率 Social Increase Rate | 結婚 Married | | 離婚 Divorce | |
|--------------------------|--------------------------|--------------------------------|-----------------------|----------------------|-------------------------------|---------------|-----------------------------|---------------|----------------------------|
| | | | | | | 對數 Couples | 粗結婚率 Crude Marriage Rate | 對數 Couples | 粗離婚率 Crude Divorce Rate |
| 6.65 | 6.63 | 0.02 | 59.83 | 61.54 | -1.71 | 1,809 | 4.65 | 1,065 | 2.74 |
| 5.67 | 6.90 | -1.23 | 55.50 | 65.12 | -9.61 | 2,098 | 5.43 | 1,178 | 3.05 |
| 粗出生率 Crude Birth Rate | 粗死亡率 Crude Death Rate | 自然增加率 Natural Increase Rate | 遷入率 Immigrant Rate | 遷出率 Emigrant Rate | 社會增加率 Social Increase Rate | 結婚 Married | | 離婚 Divorce | |
| | | | | | | 對數 Couples | 粗結婚率 Crude Marriage Rate | 對數 Couples | 粗離婚率 Crude Divorce Rate |
| 5.17 | 7.13 | -1.96 | 50.28 | 59.33 | -9.05 | 2,373 | 6.21 | 1,068 | 2.80 |
| 6.34 | 7.08 | -0.74 | 50.22 | 56.79 | -6.58 | 2,089 | 5.52 | 1,060 | 2.80 |
| 5.76 | 7.53 | -1.77 | 50.63 | 54.82 | -4.19 | 2,109 | 5.61 | 1,012 | 2.69 |
| 5.51 | 7.67 | -2.15 | 51.81 | 54.57 | -2.76 | 2,286 | 6.11 | 970 | 2.59 |
| 粗出生率 Crude Birth Rate | 粗死亡率 Crude Death Rate | 自然增加率 Natural Increase Rate | 遷入率 Immigrant Rate | 遷出率 Emigrant Rate | 社會增加率 Social Increase Rate | 結婚 Married | | 離婚 Divorce | |
| | | | | | | 對數 Couples | 粗結婚率 Crude Marriage Rate | 對數 Couples | 粗離婚率 Crude Divorce Rate |
| 6.55 | 7.59 | -1.05 | 47.43 | 48.99 | -1.56 | 2,319 | 6.22 | 941 | 2.53 |
| 6.85 | 7.90 | -1.05 | 46.43 | 45.39 | 1.04 | 2,193 | 5.89 | 979 | 2.63 |
| 6.05 | 7.84 | -1.79 | 45.56 | 45.50 | 0.06 | 2,140 | 5.76 | 1,026 | 2.76 |
| 5.88 | 8.17 | -2.29 | 46.80 | 48.02 | -1.22 | 2,004 | 5.40 | 943 | 2.54 |
| 6.11 | 9.00 | -2.89 | 46.23 | 52.83 | -6.61 | 285 | 5.49 | 152 | 2.93 |
| 6.18 | 7.67 | -1.48 | 37.34 | 39.39 | -2.04 | 299 | 5.55 | 136 | 2.52 |
| 6.21 | 8.17 | -1.97 | 46.19 | 46.53 | -0.34 | 235 | 6.08 | 118 | 3.05 |
| 4.34 | 10.15 | -5.82 | 57.15 | 64.60 | -7.45 | 168 | 3.82 | 97 | 2.20 |
| 6.21 | 8.88 | -2.67 | 37.69 | 45.73 | -8.04 | 277 | 5.81 | 123 | 2.58 |
| 5.68 | 6.96 | -1.28 | 42.53 | 42.03 | 0.50 | 418 | 5.08 | 195 | 2.37 |
| 6.40 | 7.49 | -1.09 | 63.88 | 50.81 | 13.07 | 322 | 6.15 | 122 | 2.33 |

表 2-3 現住人口之年齡分配

單位：人

| 年底及鄉鎮市區別 End of Year & District | 性別 Sex | 總計 Grand Total | 0-4歲 | 5-9歲 | 10-14歲 | 15-19歲 | 20-24歲 | 25-29歲 | 30-34歲 | 35-39歲 |
|---------------------------------------|-----------|----------------------|--------------|--------------|----------------|----------------|----------------|----------------|----------------|----------------|
| | | | 0-4 Years | 5-9 Years | 10-14 Years | 15-19 Years | 20-24 Years | 25-29 Years | 30-34 Years | 35-39 Years |
| 98年底 End of 2009 | 計 Total | 388,321 | 13,929 | 19,063 | 25,311 | 27,870 | 26,394 | 31,028 | 31,316 | 30,525 |
| | 男 Male | 195,932 | 7,244 | 9,972 | 13,165 | 14,447 | 13,613 | 15,913 | 15,866 | 15,438 |
| | 女 Female | 192,389 | 6,685 | 9,091 | 12,146 | 13,423 | 12,781 | 15,115 | 15,450 | 15,087 |
| 99年底 End of 2010 | 計 Total | 384,134 | 12,887 | 16,887 | 24,614 | 27,460 | 26,585 | 29,629 | 31,037 | 29,356 |
| | 男 Male | 193,573 | 6,665 | 8,876 | 12,789 | 14,197 | 13,830 | 15,167 | 15,785 | 14,832 |
| | 女 Female | 190,561 | 6,222 | 8,011 | 11,825 | 13,263 | 12,755 | 14,462 | 15,252 | 14,524 |
| 100年底 End of 2011 | 計 Total | 379,927 | 11,692 | 15,859 | 22,922 | 27,197 | 27,037 | 27,375 | 30,091 | 29,008 |
| | 男 Male | 191,367 | 6,093 | 8,271 | 11,939 | 14,103 | 14,183 | 14,072 | 15,291 | 14,656 |
| | 女 Female | 188,560 | 5,599 | 7,588 | 10,983 | 13,094 | 12,854 | 13,303 | 14,800 | 14,352 |
| 101年底 End of 2012 | 計 Total | 377,153 | 11,179 | 15,057 | 21,350 | 26,811 | 27,365 | 25,765 | 29,692 | 28,498 |
| | 男 Male | 189,951 | 5,830 | 7,885 | 11,091 | 13,957 | 14,361 | 13,335 | 15,189 | 14,356 |
| | 女 Female | 187,202 | 5,349 | 7,172 | 10,259 | 12,854 | 13,004 | 12,430 | 14,503 | 14,142 |
| 102年底 End of 2013 | 計 Total | 374,914 | 10,840 | 14,476 | 20,161 | 25,560 | 27,075 | 25,490 | 28,702 | 28,437 |
| | 男 Male | 188,649 | 5,573 | 7,573 | 10,543 | 13,304 | 14,207 | 13,314 | 14,814 | 14,297 |
| | 女 Female | 186,265 | 5,267 | 6,903 | 9,618 | 12,256 | 12,868 | 12,176 | 13,888 | 14,140 |
| 103年底 End of 2014 | 計 Total | 373,077 | 10,620 | 13,961 | 18,736 | 24,650 | 27,250 | 24,960 | 27,741 | 28,516 |
| | 男 Male | 187,605 | 5,457 | 7,244 | 9,836 | 12,863 | 14,244 | 13,055 | 14,435 | 14,334 |
| | 女 Female | 185,472 | 5,163 | 6,717 | 8,900 | 11,787 | 13,006 | 11,905 | 13,306 | 14,182 |
| 104年底 End of 2015 | 計 Total | 372,105 | 11,199 | 13,282 | 16,792 | 24,061 | 26,938 | 25,403 | 26,574 | 28,558 |
| | 男 Male | 186,942 | 5,832 | 6,894 | 8,860 | 12,523 | 14,034 | 13,394 | 13,801 | 14,397 |
| | 女 Female | 185,163 | 5,367 | 6,388 | 7,932 | 11,538 | 12,904 | 12,009 | 12,773 | 14,161 |
| 105年底 End of 2016 | 計 Total | 372,100 | 11,795 | 12,813 | 15,900 | 22,639 | 26,783 | 26,052 | 25,078 | 28,301 |
| | 男 Male | 186,524 | 6,069 | 6,676 | 8,354 | 11,750 | 14,017 | 13,775 | 12,976 | 14,191 |
| | 女 Female | 185,576 | 5,726 | 6,137 | 7,546 | 10,889 | 12,766 | 12,277 | 12,102 | 14,110 |
| 106年底 End of 2017 | 計 Total | 371,458 | 11,503 | 12,939 | 15,159 | 21,139 | 26,598 | 26,409 | 23,767 | 28,225 |
| | 男 Male | 185,870 | 5,939 | 6,683 | 7,960 | 10,988 | 13,870 | 13,977 | 12,379 | 14,210 |
| | 女 Female | 185,588 | 5,564 | 6,256 | 7,199 | 10,151 | 12,728 | 12,432 | 11,388 | 14,015 |

資料來源：基隆市政府民政處 1222-01-02-2

Table 2-3 Resident Population by Age Group

Unit: Persons

| 40-44歲 | 45-49歲 | 50-54歲 | 55-59歲 | 60-64歲 | 65-69歲 | 70-74歲 | 75-79歲 | 80-84歲 | 85-89歲 | 90-94歲 | 95-99歲 | 100歲 以上 100 Years & Over |
|----------------|----------------|----------------|----------------|----------------|----------------|----------------|----------------|----------------|----------------|----------------|----------------|-----------------------------------|
| 40-44 Years | 45-49 Years | 50-54 Years | 55-59 Years | 60-64 Years | 65-69 Years | 70-74 Years | 75-79 Years | 80-84 Years | 85-89 Years | 90-94 Years | 95-99 Years | 100 Years & Over |
| 32,669 | 33,982 | 31,948 | 26,738 | 15,005 | 13,125 | 10,956 | 8,297 | 6,156 | 2,870 | 869 | 221 | 49 |
| 16,583 | 17,267 | 15,961 | 13,080 | 7,256 | 6,141 | 4,804 | 3,987 | 3,178 | 1,470 | 414 | 99 | 34 |
| 16,086 | 16,715 | 15,987 | 13,658 | 7,749 | 6,984 | 6,152 | 4,310 | 2,978 | 1,400 | 455 | 122 | 15 |
| 32,051 | 33,617 | 32,102 | 28,105 | 17,458 | 12,022 | 11,473 | 8,304 | 6,161 | 3,167 | 928 | 244 | 47 |
| 16,173 | 17,092 | 16,018 | 13,834 | 8,492 | 5,576 | 5,087 | 3,834 | 3,134 | 1,608 | 437 | 119 | 28 |
| 15,878 | 16,525 | 16,084 | 14,271 | 8,966 | 6,446 | 6,386 | 4,470 | 3,027 | 1,559 | 491 | 125 | 19 |
| 31,305 | 33,254 | 32,468 | 28,909 | 20,299 | 11,420 | 11,788 | 8,357 | 6,238 | 3,386 | 1,047 | 225 | 50 |
| 15,817 | 16,803 | 16,272 | 14,231 | 9,872 | 5,321 | 5,218 | 3,758 | 3,122 | 1,728 | 478 | 112 | 27 |
| 15,488 | 16,451 | 16,196 | 14,678 | 10,427 | 6,099 | 6,570 | 4,599 | 3,116 | 1,658 | 569 | 113 | 23 |
| 30,613 | 32,553 | 32,962 | 29,219 | 22,531 | 11,731 | 11,996 | 8,588 | 6,198 | 3,529 | 1,198 | 254 | 64 |
| 15,385 | 16,482 | 16,585 | 14,412 | 10,915 | 5,520 | 5,372 | 3,737 | 3,032 | 1,754 | 589 | 123 | 41 |
| 15,228 | 16,071 | 16,377 | 14,807 | 11,616 | 6,211 | 6,624 | 4,851 | 3,166 | 1,775 | 609 | 131 | 23 |
| 29,716 | 32,053 | 33,169 | 29,961 | 24,332 | 12,526 | 12,066 | 8,811 | 6,194 | 3,715 | 1,290 | 269 | 71 |
| 14,865 | 16,193 | 16,730 | 14,761 | 11,760 | 5,927 | 5,467 | 3,773 | 2,916 | 1,845 | 613 | 136 | 38 |
| 14,851 | 15,860 | 16,439 | 15,200 | 12,572 | 6,599 | 6,599 | 5,038 | 3,278 | 1,870 | 677 | 133 | 33 |
| 28,868 | 31,587 | 33,045 | 30,825 | 25,500 | 13,994 | 11,845 | 9,167 | 6,231 | 3,847 | 1,375 | 286 | 73 |
| 14,507 | 15,910 | 16,630 | 15,249 | 12,346 | 6,683 | 5,412 | 3,854 | 2,810 | 1,896 | 659 | 145 | 36 |
| 14,361 | 15,677 | 16,415 | 15,576 | 13,154 | 7,311 | 6,433 | 5,313 | 3,421 | 1,951 | 716 | 141 | 37 |
| 28,136 | 31,104 | 32,855 | 31,172 | 26,897 | 16,388 | 10,942 | 9,752 | 6,232 | 3,927 | 1,524 | 298 | 71 |
| 14,120 | 15,590 | 16,561 | 15,391 | 13,037 | 7,869 | 4,954 | 4,145 | 2,703 | 1,899 | 750 | 147 | 41 |
| 14,016 | 15,514 | 16,294 | 15,781 | 13,860 | 8,519 | 5,988 | 5,607 | 3,529 | 2,028 | 774 | 151 | 30 |
| 28,205 | 30,657 | 32,585 | 31,592 | 27,751 | 19,206 | 10,377 | 10,071 | 6,306 | 3,943 | 1,616 | 351 | 79 |
| 14,173 | 15,386 | 16,335 | 15,686 | 13,432 | 9,200 | 4,713 | 4,282 | 2,654 | 1,849 | 797 | 166 | 43 |
| 14,032 | 15,271 | 16,250 | 15,906 | 14,319 | 10,006 | 5,664 | 5,789 | 3,652 | 2,094 | 819 | 185 | 36 |
| 28,127 | 30,204 | 31,909 | 32,277 | 28,177 | 21,352 | 10,804 | 10,272 | 6,559 | 3,887 | 1,685 | 379 | 87 |
| 14,040 | 15,088 | 16,035 | 16,064 | 13,651 | 10,147 | 4,985 | 4,414 | 2,642 | 1,762 | 803 | 185 | 48 |
| 14,087 | 15,116 | 15,874 | 16,213 | 14,526 | 11,205 | 5,819 | 5,858 | 3,917 | 2,125 | 882 | 194 | 39 |

表 2-3 現住人口之年齡分配(續)

單位：人

| 年底及鄉鎮市區別 End of Year & District | 性別 Sex | 總計 Grand Total | 0-4歲 | 5-9歲 | 10-14歲 | 15-19歲 | 20-24歲 | 25-29歲 | 30-34歲 | 35-39歲 |
|---------------------------------------|-----------|----------------------|--------------|--------------|----------------|----------------|----------------|----------------|----------------|----------------|
| | | | 0-4 Years | 5-9 Years | 10-14 Years | 15-19 Years | 20-24 Years | 25-29 Years | 30-34 Years | 35-39 Years |
| 107年底 End of 2018 | 計 Total | 370,155 | 11,496 | 12,771 | 14,596 | 20,066 | 25,455 | 26,161 | 23,735 | 27,506 |
| | 男 Male | 184,978 | 5,909 | 6,545 | 7,663 | 10,521 | 13,249 | 13,848 | 12,414 | 13,986 |
| | 女 Female | 185,177 | 5,587 | 6,226 | 6,933 | 9,545 | 12,206 | 12,313 | 11,321 | 13,520 |
| 中正區 Jhongjheng | 計 Total | 51,670 | 1,510 | 1,322 | 1,755 | 2,737 | 3,399 | 3,528 | 3,374 | 3,931 |
| | 男 Male | 26,324 | 761 | 688 | 916 | 1,458 | 1,822 | 1,919 | 1,797 | 2,031 |
| | 女 Female | 25,346 | 749 | 634 | 839 | 1,279 | 1,577 | 1,609 | 1,577 | 1,900 |
| 七堵區 Cidu | 計 Total | 53,782 | 1,689 | 1,992 | 2,172 | 3,002 | 3,792 | 3,908 | 3,634 | 4,248 |
| | 男 Male | 26,990 | 875 | 1,010 | 1,078 | 1,548 | 1,971 | 2,082 | 1,922 | 2,172 |
| | 女 Female | 26,792 | 814 | 982 | 1,094 | 1,454 | 1,821 | 1,826 | 1,712 | 2,076 |
| 暖暖區 Nuannuan | 計 Total | 38,619 | 1,302 | 1,349 | 1,476 | 2,259 | 2,845 | 2,919 | 2,505 | 2,878 |
| | 男 Male | 19,333 | 663 | 695 | 797 | 1,186 | 1,485 | 1,510 | 1,263 | 1,464 |
| | 女 Female | 19,286 | 639 | 654 | 679 | 1,073 | 1,360 | 1,409 | 1,242 | 1,414 |
| 仁愛區 Renai | 計 Total | 43,730 | 1,259 | 2,203 | 2,515 | 1,944 | 2,317 | 2,480 | 2,424 | 3,165 |
| | 男 Male | 21,648 | 684 | 1,115 | 1,354 | 1,028 | 1,178 | 1,338 | 1,249 | 1,510 |
| | 女 Female | 22,082 | 575 | 1,088 | 1,161 | 916 | 1,139 | 1,142 | 1,175 | 1,655 |
| 中山區 Jhongshan | 計 Total | 47,398 | 1,400 | 1,182 | 1,537 | 2,529 | 3,415 | 3,642 | 3,026 | 3,301 |
| | 男 Male | 24,036 | 735 | 591 | 788 | 1,309 | 1,785 | 1,922 | 1,622 | 1,730 |
| | 女 Female | 23,362 | 665 | 591 | 749 | 1,220 | 1,630 | 1,720 | 1,404 | 1,571 |
| 安樂區 Anle | 計 Total | 82,294 | 2,631 | 3,053 | 3,552 | 4,769 | 5,885 | 5,677 | 5,190 | 6,129 |
| | 男 Male | 40,694 | 1,321 | 1,564 | 1,874 | 2,526 | 3,097 | 2,943 | 2,670 | 3,133 |
| | 女 Female | 41,600 | 1,310 | 1,489 | 1,678 | 2,243 | 2,788 | 2,734 | 2,520 | 2,996 |
| 信義區 Sinyi | 計 Total | 52,662 | 1,705 | 1,670 | 1,589 | 2,826 | 3,802 | 4,007 | 3,582 | 3,854 |
| | 男 Male | 25,953 | 870 | 882 | 856 | 1,466 | 1,911 | 2,134 | 1,891 | 1,946 |
| | 女 Female | 26,709 | 835 | 788 | 733 | 1,360 | 1,891 | 1,873 | 1,691 | 1,908 |

資料來源：基隆市政府民政處 1222-01-02-2

Table 2-3 Resident Population by Age Group(Cont.)

Unit: Persons

| 40-44歲 | 45-49歲 | 50-54歲 | 55-59歲 | 60-64歲 | 65-69歲 | 70-74歲 | 75-79歲 | 80-84歲 | 85-89歲 | 90-94歲 | 95-99歲 | 100歲 以上 100 Years & Over |
|----------------|----------------|----------------|----------------|----------------|----------------|----------------|----------------|----------------|----------------|----------------|----------------|-----------------------------------|
| 40-44 Years | 45-49 Years | 50-54 Years | 55-59 Years | 60-64 Years | 65-69 Years | 70-74 Years | 75-79 Years | 80-84 Years | 85-89 Years | 90-94 Years | 95-99 Years | 100 Years & Over |
| 28,261 | 29,354 | 31,438 | 32,395 | 28,923 | 23,047 | 11,569 | 10,411 | 6,764 | 3,910 | 1,783 | 410 | 104 |
| 14,011 | 14,618 | 15,772 | 16,171 | 14,041 | 10,884 | 5,373 | 4,540 | 2,680 | 1,685 | 809 | 205 | 54 |
| 14,250 | 14,736 | 15,666 | 16,224 | 14,882 | 12,163 | 6,196 | 5,871 | 4,084 | 2,225 | 974 | 205 | 50 |
| 4,019 | 3,975 | 4,390 | 4,572 | 4,183 | 3,462 | 1,836 | 1,633 | 1,068 | 599 | 294 | 65 | 18 |
| 2,062 | 2,034 | 2,310 | 2,328 | 2,067 | 1,683 | 840 | 707 | 436 | 280 | 138 | 36 | 11 |
| 1,957 | 1,941 | 2,080 | 2,244 | 2,116 | 1,779 | 996 | 926 | 632 | 319 | 156 | 29 | 7 |
| 3,997 | 4,092 | 4,458 | 4,789 | 4,133 | 3,190 | 1,607 | 1,399 | 932 | 489 | 207 | 41 | 11 |
| 1,960 | 2,106 | 2,285 | 2,364 | 2,038 | 1,491 | 767 | 642 | 372 | 199 | 87 | 18 | 3 |
| 2,037 | 1,986 | 2,173 | 2,425 | 2,095 | 1,699 | 840 | 757 | 560 | 290 | 120 | 23 | 8 |
| 2,827 | 3,104 | 3,621 | 3,562 | 2,888 | 2,081 | 958 | 872 | 581 | 380 | 162 | 39 | 11 |
| 1,409 | 1,542 | 1,762 | 1,793 | 1,415 | 1,005 | 445 | 373 | 226 | 185 | 97 | 14 | 4 |
| 1,418 | 1,562 | 1,859 | 1,769 | 1,473 | 1,076 | 513 | 499 | 355 | 195 | 65 | 25 | 7 |
| 3,503 | 3,289 | 3,286 | 3,540 | 3,426 | 3,014 | 1,598 | 1,610 | 1,114 | 672 | 279 | 78 | 14 |
| 1,665 | 1,644 | 1,732 | 1,794 | 1,678 | 1,416 | 727 | 686 | 439 | 259 | 106 | 39 | 7 |
| 1,838 | 1,645 | 1,554 | 1,746 | 1,748 | 1,598 | 871 | 924 | 675 | 413 | 173 | 39 | 7 |
| 3,538 | 3,940 | 4,211 | 4,211 | 3,679 | 2,947 | 1,575 | 1,409 | 954 | 593 | 250 | 51 | 8 |
| 1,794 | 2,029 | 2,202 | 2,155 | 1,860 | 1,395 | 741 | 608 | 379 | 251 | 114 | 21 | 5 |
| 1,744 | 1,911 | 2,009 | 2,056 | 1,819 | 1,552 | 834 | 801 | 575 | 342 | 136 | 30 | 3 |
| 6,610 | 6,878 | 7,016 | 7,035 | 6,282 | 4,966 | 2,354 | 2,043 | 1,195 | 632 | 314 | 72 | 11 |
| 3,227 | 3,330 | 3,364 | 3,421 | 2,943 | 2,292 | 1,112 | 926 | 483 | 284 | 140 | 38 | 6 |
| 3,383 | 3,548 | 3,652 | 3,614 | 3,339 | 2,674 | 1,242 | 1,117 | 712 | 348 | 174 | 34 | 5 |
| 3,767 | 4,076 | 4,456 | 4,686 | 4,332 | 3,387 | 1,641 | 1,445 | 920 | 545 | 277 | 64 | 31 |
| 1,894 | 1,933 | 2,117 | 2,316 | 2,040 | 1,602 | 741 | 598 | 345 | 227 | 127 | 39 | 18 |
| 1,873 | 2,143 | 2,339 | 2,370 | 2,292 | 1,785 | 900 | 847 | 575 | 318 | 150 | 25 | 13 |

表 2-4 現住人口之年齡結構
Table 2-4 Resident Population by Age Structure

| 年底及鄉鎮市區別 End of Year & District | 年齡分配 By Age | | | | | | 扶老 比(%) Old Age Popu- lation Ratio | 扶幼 比(%) Young Age Popu- lation Ratio | 扶養 比(%) Depen- dency Ratio | 老化 指數 (%) Aged- Child Ratio |
|------------------------------------|---|-------------------|---|-------------------|---|-------|---|--|--|--|
| | 0-14歲 (人) 0-14 Years (Persons) | | 15-64歲 (人) 15-64 Years (Persons) | | 65歲以上 (人) 65 Years & Over (Persons) | | | | | |
| | 比率 (%) Rate | 比率 (%) Rate | 比率 (%) Rate | 比率 (%) Rate | | | | | | |
| 98年底 End of 2009 | 58,303 | 15.01 | 287,475 | 74.03 | 42,543 | 10.96 | 14.80 | 20.28 | 35.08 | 72.97 |
| 99年底 End of 2010 | 54,388 | 14.16 | 287,400 | 74.82 | 42,346 | 11.02 | 14.73 | 18.92 | 33.66 | 77.86 |
| 100年底 End of 2011 | 50,473 | 13.28 | 286,943 | 75.53 | 42,511 | 11.19 | 14.82 | 17.59 | 32.41 | 84.23 |
| 101年底 End of 2012 | 47,586 | 12.62 | 286,009 | 75.83 | 43,558 | 11.55 | 15.23 | 16.64 | 31.87 | 91.54 |
| 102年底 End of 2013 | 45,477 | 12.13 | 284,495 | 75.88 | 44,942 | 11.99 | 15.80 | 15.99 | 31.78 | 98.82 |
| 103年底 End of 2014 | 43,317 | 11.61 | 282,942 | 75.84 | 46,818 | 12.55 | 16.55 | 15.31 | 31.86 | 108.08 |
| 104年底 End of 2015 | 41,273 | 11.09 | 281,698 | 75.70 | 49,134 | 13.20 | 17.44 | 14.65 | 32.09 | 119.05 |
| 105年底 End of 2016 | 40,508 | 10.89 | 279,643 | 75.15 | 51,949 | 13.96 | 18.58 | 14.49 | 33.06 | 128.24 |
| 106年底 End of 2017 | 39,601 | 10.66 | 276,832 | 74.53 | 55,025 | 14.81 | 19.88 | 14.31 | 34.18 | 138.95 |
| 107年底 End of 2018 | 38,863 | 10.50 | 273,294 | 73.83 | 57,998 | 15.67 | 21.22 | 14.22 | 35.44 | 149.24 |
| 中正區 Zhongheng | 4,587 | 8.88 | 38,108 | 73.75 | 8,975 | 17.37 | 23.55 | 12.04 | 35.59 | 195.66 |
| 七堵區 Cidu | 5,853 | 10.88 | 40,053 | 74.47 | 7,876 | 14.64 | 19.66 | 14.61 | 34.28 | 134.56 |
| 暖暖區 Nuannuan | 4,127 | 10.69 | 29,408 | 76.15 | 5,084 | 13.16 | 17.29 | 14.03 | 31.32 | 123.19 |
| 仁愛區 Renai | 5,977 | 13.67 | 29,374 | 67.17 | 8,379 | 19.16 | 28.53 | 20.35 | 48.87 | 140.19 |
| 中山區 Zhongshan | 4,119 | 8.69 | 35,492 | 74.88 | 7,787 | 16.43 | 21.94 | 11.61 | 33.55 | 189.05 |
| 安樂區 Anle | 9,236 | 11.22 | 61,471 | 74.70 | 11,587 | 14.08 | 18.85 | 15.02 | 33.87 | 125.45 |
| 信義區 Sinyi | 4,964 | 9.43 | 39,388 | 74.79 | 8,310 | 15.78 | 21.10 | 12.60 | 33.70 | 167.41 |

資料來源：基隆市政府民政處 1222-01-02-2

說明：老化指數 = (65歲以上口數 / 0-14歲人口數) * 100。

表 2-5 15歲以上現住人口之教育程度－按年齡別分

單位：人

| 年底及年齡組別 End of Year & Age Group | 性別 Sex | 總計 Grand Total | 識字者 | | | | |
|------------------------------------|-------------------------------|-------------------------------|-------------------------------|-------------------|--------------------|--------------------------|-------------------------|
| | | | 合計 Total | 博士 Doctor | | 碩士 Master | |
| | | | | 畢業 Graduated | 肄業 Un-graduated | 畢業 Graduated | 肄業 Un-graduated |
| 98年底 End of 2009 | 計 Total 男 Male 女 Female | 330,018 165,551 164,467 | 323,393 164,494 158,899 | 133 95 38 | 166 115 51 | 7,556 5,034 2,522 | 2,923 1,673 1,250 |
| 99年底 End of 2010 | 計 Total 男 Male 女 Female | 329,746 165,243 164,503 | 323,516 164,272 159,244 | 211 158 53 | 259 180 79 | 7,899 5,226 2,673 | 2,977 1,665 1,312 |
| 100年底 End of 2011 | 計 Total 男 Male 女 Female | 329,454 165,064 164,390 | 323,602 164,180 159,422 | 547 437 110 | 345 242 103 | 8,151 5,250 2,901 | 3,242 1,843 1,399 |
| 101年底 End of 2012 | 計 Total 男 Male 女 Female | 329,567 165,145 164,422 | 324,107 164,330 159,777 | 588 468 120 | 391 276 115 | 8,601 5,495 3,106 | 3,470 1,997 1,473 |
| 102年底 End of 2013 | 計 Total 男 Male 女 Female | 329,437 164,960 164,477 | 324,350 164,216 160,134 | 621 486 135 | 432 308 124 | 9,191 5,824 3,367 | 3,549 2,044 1,505 |
| 103年底 End of 2014 | 計 Total 男 Male 女 Female | 329,760 165,068 164,692 | 325,021 164,382 160,639 | 658 521 137 | 466 327 139 | 9,681 6,060 3,621 | 3,604 2,127 1,477 |
| 104年底 End of 2015 | 計 Total 男 Male 女 Female | 330,832 165,356 165,476 | 326,412 164,715 161,697 | 696 545 151 | 477 324 153 | 10,163 6,332 3,831 | 3,690 2,174 1,516 |
| 105年底 End of 2016 | 計 Total 男 Male 女 Female | 331,592 165,425 166,167 | 327,469 164,834 162,635 | 725 561 164 | 491 326 165 | 10,737 6,650 4,087 | 3,804 2,204 1,600 |
| 106年底 End of 2017 | 計 Total 男 Male 女 Female | 331,857 165,288 166,569 | 328,044 164,770 163,274 | 772 588 184 | 501 334 167 | 11,333 6,971 4,362 | 3,849 2,202 1,647 |

資料來源：基隆市政府民政處 1511-00-01-2

Table 2-5 Educational Attainments of Resident Population Aged 15 and Over by Age Group

Unit: Persons

| Literate | | | | | | | |
|---------------------------------------|--------------------|-----------------------|--------------------|---------------------|--------------------|----------------------|--|
| 大學 (含獨立學院) University & College | | 專科 Junior College | | | | | |
| | | 二、三年制 2 or 3 Years | | 五年制 5 Years | | | |
| 畢業 Graduated | 肄業 Un-graduated | 畢業 Graduated | 肄業 Un-graduated | 後二年 Last 2 Years | | 前三年 First 3 Years | |
| | | | | 畢業 Graduated | 肄業 Un-graduated | 肄業 Un-graduated | |
| 39,558 | 16,153 | 22,489 | 5,222 | 13,478 | 993 | 2,034 | |
| 19,869 | 8,447 | 11,310 | 3,103 | 7,451 | 609 | 641 | |
| 19,689 | 7,706 | 11,179 | 2,119 | 6,027 | 384 | 1,393 | |
| 41,521 | 17,271 | 22,198 | 4,961 | 13,089 | 951 | 2,172 | |
| 20,791 | 9,079 | 11,236 | 2,927 | 7,259 | 602 | 673 | |
| 20,730 | 8,192 | 10,962 | 2,034 | 5,830 | 349 | 1,499 | |
| 42,908 | 18,507 | 21,857 | 4,937 | 12,860 | 940 | 2,154 | |
| 21,415 | 9,668 | 11,095 | 2,921 | 7,145 | 584 | 696 | |
| 21,493 | 8,839 | 10,762 | 2,016 | 5,715 | 356 | 1,458 | |
| 44,946 | 19,521 | 21,643 | 4,804 | 12,780 | 912 | 2,233 | |
| 22,398 | 10,201 | 11,006 | 2,869 | 7,061 | 564 | 721 | |
| 22,548 | 9,320 | 10,637 | 1,935 | 5,719 | 348 | 1,512 | |
| 47,072 | 20,653 | 21,590 | 4,592 | 12,687 | 912 | 2,321 | |
| 23,406 | 10,842 | 11,006 | 2,749 | 6,967 | 565 | 760 | |
| 23,666 | 9,811 | 10,584 | 1,843 | 5,720 | 347 | 1,561 | |
| 49,229 | 21,224 | 21,574 | 4,515 | 12,619 | 891 | 2,448 | |
| 24,438 | 11,186 | 11,006 | 2,715 | 6,887 | 553 | 807 | |
| 24,791 | 10,038 | 10,568 | 1,800 | 5,732 | 338 | 1,641 | |
| 51,508 | 21,477 | 21,570 | 4,426 | 12,599 | 890 | 2,491 | |
| 25,438 | 11,435 | 11,012 | 2,673 | 6,819 | 556 | 836 | |
| 26,070 | 10,042 | 10,558 | 1,753 | 5,780 | 334 | 1,655 | |
| 54,248 | 21,390 | 21,567 | 4,364 | 12,596 | 893 | 2,594 | |
| 26,626 | 11,476 | 11,012 | 2,630 | 6,758 | 548 | 892 | |
| 27,622 | 9,914 | 10,555 | 1,734 | 5,838 | 345 | 1,702 | |
| 56,561 | 21,354 | 21,520 | 4,372 | 12,571 | 905 | 2,501 | |
| 27,642 | 11,513 | 10,959 | 2,625 | 6,712 | 550 | 863 | |
| 28,919 | 9,841 | 10,561 | 1,747 | 5,859 | 355 | 1,638 | |

表 2-5 15歲以上現住人口之教育程度－按年齡別分(續1)

單位：人

| 年底及年齡組別 End of Year & Age Group | 性別 Sex | 識字者 | | | |
|------------------------------------|-----------|--------------------------|--------------------|------------------------------|--------------------|
| | | 高中 Senior High School | | 高職 Vocational High School | |
| | | 畢業 Graduated | 肄業 Un-graduated | 畢業 Graduated | 肄業 Un-graduated |
| 98年底 End of 2009 | 計 Total | 22,750 | 10,482 | 69,951 | 18,394 |
| | 男 Male | 12,573 | 5,512 | 35,873 | 10,825 |
| | 女 Female | 10,177 | 4,970 | 34,078 | 7,569 |
| 99年底 End of 2010 | 計 Total | 22,154 | 10,388 | 69,347 | 17,965 |
| | 男 Male | 12,174 | 5,434 | 35,545 | 10,630 |
| | 女 Female | 9,980 | 4,954 | 33,802 | 7,335 |
| 100年底 End of 2011 | 計 Total | 21,557 | 10,403 | 68,622 | 17,916 |
| | 男 Male | 11,812 | 5,423 | 35,213 | 10,647 |
| | 女 Female | 9,745 | 4,980 | 33,409 | 7,269 |
| 101年底 End of 2012 | 計 Total | 21,119 | 10,447 | 68,028 | 17,359 |
| | 男 Male | 11,519 | 5,467 | 34,886 | 10,525 |
| | 女 Female | 9,600 | 4,980 | 33,142 | 6,834 |
| 102年底 End of 2013 | 計 Total | 20,522 | 10,182 | 67,347 | 17,298 |
| | 男 Male | 11,137 | 5,256 | 34,580 | 10,556 |
| | 女 Female | 9,385 | 4,926 | 32,767 | 6,742 |
| 103年底 End of 2014 | 計 Total | 20,323 | 9,920 | 67,345 | 16,875 |
| | 男 Male | 10,991 | 5,090 | 34,576 | 10,395 |
| | 女 Female | 9,332 | 4,830 | 32,769 | 6,480 |
| 104年底 End of 2015 | 計 Total | 20,202 | 9,640 | 67,280 | 16,990 |
| | 男 Male | 10,866 | 4,887 | 34,512 | 10,399 |
| | 女 Female | 9,336 | 4,753 | 32,768 | 6,591 |
| 105年底 End of 2016 | 計 Total | 20,063 | 9,233 | 67,334 | 17,069 |
| | 男 Male | 10,729 | 4,917 | 34,484 | 10,409 |
| | 女 Female | 9,334 | 4,316 | 32,850 | 6,660 |
| 106年底 End of 2017 | 計 Total | 19,930 | 9,025 | 67,314 | 16,799 |
| | 男 Male | 10,595 | 4,744 | 34,469 | 10,320 |
| | 女 Female | 9,335 | 4,281 | 32,845 | 6,479 |

資料來源：基隆市政府民政處 1511-00-01-2

**Table 2-5 Educational Attainments of Resident Population Aged 15 and Over
by Age Group(Cont. 1)**

Unit: Persons

| Literate | | | | | | | 自修 Self-Study | 不識 字者 Illiterate |
|--------------------------------|--------------------|-----------------------------------|--------------------|----------------------|--------------------|-------|------------------|------------------------|
| 國(初)中 Junior High School | | 初職 Junior Vocational School | | 小學 Primary School | | | | |
| 畢業 Graduated | 肄業 Un-graduated | 畢業 Graduated | 肄業 Un-graduated | 畢業 Graduated | 肄業 Un-graduated | | | |
| 36,572 | 8,173 | 333 | 91 | 38,981 | 5,523 | 1,438 | 6,625 | |
| 19,343 | 4,234 | 186 | 51 | 15,082 | 1,917 | 551 | 1,057 | |
| 17,229 | 3,939 | 147 | 40 | 23,899 | 3,606 | 887 | 5,568 | |
| 36,773 | 8,147 | 323 | 83 | 38,030 | 5,446 | 1,351 | 6,230 | |
| 19,356 | 4,203 | 178 | 47 | 14,535 | 1,871 | 503 | 971 | |
| 17,417 | 3,944 | 145 | 36 | 23,495 | 3,575 | 848 | 5,259 | |
| 36,508 | 7,955 | 315 | 83 | 37,224 | 5,307 | 1,264 | 5,852 | |
| 19,131 | 4,119 | 174 | 48 | 14,073 | 1,785 | 459 | 884 | |
| 17,377 | 3,836 | 141 | 35 | 23,151 | 3,522 | 805 | 4,968 | |
| 36,236 | 7,995 | 316 | 81 | 36,276 | 5,154 | 1,207 | 5,460 | |
| 18,905 | 4,089 | 170 | 46 | 13,531 | 1,703 | 433 | 815 | |
| 17,331 | 3,906 | 146 | 35 | 22,745 | 3,451 | 774 | 4,645 | |
| 35,806 | 7,529 | 323 | 81 | 35,397 | 5,099 | 1,146 | 5,087 | |
| 18,589 | 3,850 | 173 | 46 | 13,024 | 1,650 | 398 | 744 | |
| 17,217 | 3,679 | 150 | 35 | 22,373 | 3,449 | 748 | 4,343 | |
| 35,300 | 7,554 | 318 | 81 | 34,378 | 4,946 | 1,072 | 4,739 | |
| 18,172 | 3,850 | 167 | 46 | 12,520 | 1,587 | 361 | 686 | |
| 17,128 | 3,704 | 151 | 35 | 21,858 | 3,359 | 711 | 4,053 | |
| 35,096 | 7,423 | 318 | 81 | 33,535 | 4,860 | 1,000 | 4,420 | |
| 18,000 | 3,769 | 165 | 45 | 12,062 | 1,529 | 337 | 641 | |
| 17,096 | 3,654 | 153 | 36 | 21,473 | 3,331 | 663 | 3,779 | |
| 34,943 | 7,022 | 314 | 79 | 32,408 | 4,655 | 940 | 4,123 | |
| 17,674 | 3,507 | 160 | 43 | 11,488 | 1,435 | 305 | 591 | |
| 17,269 | 3,515 | 154 | 36 | 20,920 | 3,220 | 635 | 3,532 | |
| 34,743 | 6,780 | 310 | 76 | 31,430 | 4,529 | 869 | 3,813 | |
| 17,474 | 3,395 | 156 | 41 | 10,949 | 1,394 | 274 | 518 | |
| 17,269 | 3,385 | 154 | 35 | 20,481 | 3,135 | 595 | 3,295 | |

表 2-5 15歲以上現住人口之教育程度－按年齡別分(續2)

單位：人

| 年底及年齡組別 End of Year & Age Group | 性別 Sex | 總計 Grand Total | 識字者 | | | | |
|------------------------------------|-----------|-------------------|-------------|-----------------|--------------------|-----------------|--------------------|
| | | | 合計 Total | 博士 Doctor | | 碩士 Master | |
| | | | | 畢業 Graduated | 肄業 Un-graduated | 畢業 Graduated | 肄業 Un-graduated |
| 107年底 End of 2018 | 計 Total | 331,292 | 327,734 | 812 | 501 | 11,890 | 3,930 |
| | 男 Male | 164,861 | 164,398 | 618 | 331 | 7,292 | 2,225 |
| | 女 Female | 166,431 | 163,336 | 194 | 170 | 4,598 | 1,705 |
| 15-19歲 | 計 Total | 20,066 | 20,064 | - | - | - | - |
| 15-19 Years | 男 Male | 10,521 | 10,521 | - | - | - | - |
| | 女 Female | 9,545 | 9,543 | - | - | - | - |
| 20-24歲 | 計 Total | 25,455 | 25,454 | - | 7 | 176 | 996 |
| 20-24 Years | 男 Male | 13,249 | 13,249 | - | 6 | 112 | 594 |
| | 女 Female | 12,206 | 12,205 | - | 1 | 64 | 402 |
| 25-29歲 | 計 Total | 26,161 | 26,160 | 11 | 75 | 2,000 | 841 |
| 25-29 Years | 男 Male | 13,848 | 13,848 | 9 | 51 | 1,238 | 477 |
| | 女 Female | 12,313 | 12,312 | 2 | 24 | 762 | 364 |
| 30-34歲 | 計 Total | 23,735 | 23,733 | 63 | 93 | 2,189 | 541 |
| 30-34 Years | 男 Male | 12,414 | 12,414 | 45 | 61 | 1,333 | 292 |
| | 女 Female | 11,321 | 11,319 | 18 | 32 | 856 | 249 |
| 35-39歲 | 計 Total | 27,506 | 27,496 | 119 | 66 | 1,881 | 432 |
| 35-39 Years | 男 Male | 13,986 | 13,985 | 90 | 35 | 1,119 | 232 |
| | 女 Female | 13,520 | 13,511 | 29 | 31 | 762 | 200 |
| 40-44歲 | 計 Total | 28,261 | 28,250 | 121 | 88 | 1,687 | 381 |
| 40-44 Years | 男 Male | 14,011 | 14,008 | 82 | 56 | 975 | 223 |
| | 女 Female | 14,250 | 14,242 | 39 | 32 | 712 | 158 |
| 45-49歲 | 計 Total | 29,354 | 29,333 | 90 | 59 | 1,349 | 292 |
| 45-49 Years | 男 Male | 14,618 | 14,608 | 64 | 39 | 762 | 133 |
| | 女 Female | 14,736 | 14,725 | 26 | 20 | 587 | 159 |
| 50-54歲 | 計 Total | 31,438 | 31,404 | 112 | 58 | 1,067 | 208 |
| 50-54 Years | 男 Male | 15,772 | 15,761 | 82 | 40 | 642 | 120 |
| | 女 Female | 15,666 | 15,643 | 30 | 18 | 425 | 88 |
| 55-59歲 | 計 Total | 32,395 | 32,352 | 120 | 30 | 722 | 113 |
| 55-59 Years | 男 Male | 16,171 | 16,161 | 91 | 25 | 498 | 67 |
| | 女 Female | 16,224 | 16,191 | 29 | 5 | 224 | 46 |
| 60-64歲 | 計 Total | 28,923 | 28,821 | 83 | 16 | 396 | 81 |
| 60-64 Years | 男 Male | 14,041 | 14,017 | 75 | 12 | 287 | 51 |
| | 女 Female | 14,882 | 14,804 | 8 | 4 | 109 | 30 |
| 65歲以上 | 計 Total | 57,998 | 54,667 | 93 | 9 | 423 | 45 |
| 65 Years of Age and Over | 男 Male | 26,230 | 25,826 | 80 | 6 | 326 | 36 |
| | 女 Female | 31,768 | 28,841 | 13 | 3 | 97 | 9 |

資料來源：基隆市政府民政處 1511-00-01-2

Table 2-5 Educational Attainments of Resident Population Aged 15 and Over by Age Group(Cont. 2)

Unit: Persons

| Literate | | | | | | | |
|---------------------------------------|--------------------|-----------------------|--------------------|---------------------|--------------------|----------------------|--|
| 大學 (含獨立學院) University & College | | 專科 Junior College | | | | | |
| | | 二、三年制 2 or 3 Years | | 五年制 5 Years | | | |
| 畢業 Graduated | 肄業 Un-graduated | 畢業 Graduated | 肄業 Un-graduated | 後二年 Last 2 Years | | 前三年 First 3 Years | |
| | | | | 畢業 Graduated | 肄業 Un-graduated | 肄業 Un-graduated | |
| 58,969 | 21,452 | 21,469 | 4,365 | 12,574 | 889 | 2,385 | |
| 28,758 | 11,554 | 10,935 | 2,588 | 6,658 | 547 | 840 | |
| 30,211 | 9,898 | 10,534 | 1,777 | 5,916 | 342 | 1,545 | |
| - | 5,174 | - | 193 | - | 11 | 1,403 | |
| - | 2,589 | - | 111 | - | 4 | 397 | |
| - | 2,585 | - | 82 | - | 7 | 1,006 | |
| 6,698 | 10,438 | 469 | 453 | 673 | 33 | 591 | |
| 2,904 | 5,578 | 317 | 257 | 114 | 15 | 256 | |
| 3,794 | 4,860 | 152 | 196 | 559 | 18 | 335 | |
| 13,704 | 2,260 | 792 | 517 | 413 | 25 | 162 | |
| 6,428 | 1,429 | 469 | 336 | 85 | 15 | 73 | |
| 7,276 | 831 | 323 | 181 | 328 | 10 | 89 | |
| 10,579 | 1,071 | 1,472 | 781 | 415 | 17 | 169 | |
| 5,066 | 695 | 779 | 517 | 86 | 8 | 75 | |
| 5,513 | 376 | 693 | 264 | 329 | 9 | 94 | |
| 7,752 | 746 | 3,894 | 930 | 526 | 186 | 33 | |
| 3,653 | 422 | 1,758 | 552 | 205 | 103 | 21 | |
| 4,099 | 324 | 2,136 | 378 | 321 | 83 | 12 | |
| 5,390 | 448 | 4,486 | 484 | 1,334 | 139 | 6 | |
| 2,521 | 233 | 2,074 | 286 | 589 | 85 | 5 | |
| 2,869 | 215 | 2,412 | 198 | 745 | 54 | 1 | |
| 3,866 | 322 | 3,624 | 371 | 1,780 | 116 | 7 | |
| 1,862 | 140 | 1,702 | 192 | 943 | 71 | 4 | |
| 2,004 | 182 | 1,922 | 179 | 837 | 45 | 3 | |
| 3,032 | 288 | 2,658 | 230 | 2,197 | 108 | 7 | |
| 1,491 | 115 | 1,472 | 111 | 1,238 | 68 | 5 | |
| 1,541 | 173 | 1,186 | 119 | 959 | 40 | 2 | |
| 2,734 | 236 | 1,736 | 210 | 2,172 | 102 | 5 | |
| 1,440 | 105 | 958 | 114 | 1,333 | 69 | 3 | |
| 1,294 | 131 | 778 | 96 | 839 | 33 | 2 | |
| 2,076 | 217 | 1,083 | 107 | 1,609 | 85 | 2 | |
| 1,214 | 103 | 635 | 55 | 1,063 | 64 | 1 | |
| 862 | 114 | 448 | 52 | 546 | 21 | 1 | |
| 3,138 | 252 | 1,255 | 89 | 1,455 | 67 | - | |
| 2,179 | 145 | 771 | 57 | 1,002 | 45 | - | |
| 959 | 107 | 484 | 32 | 453 | 22 | - | |

表 2-5 15歲以上現住人口之教育程度－按年齡別分(續完)

單位：人

| 年底及年齡組別 End of Year & Age Group | 性別 Sex | 識字者 | | | |
|------------------------------------|-----------|--------------------------|--------------------|------------------------------|--------------------|
| | | 高中 Senior High School | | 高職 Vocational High School | |
| | | 畢業 Graduated | 肄業 Un-graduated | 畢業 Graduated | 肄業 Un-graduated |
| 107年底 End of 2018 | 計 Total | 19,730 | 8,777 | 67,214 | 16,271 |
| | 男 Male | 10,429 | 4,630 | 34,419 | 10,111 |
| | 女 Female | 9,301 | 4,147 | 32,795 | 6,160 |
| 15-19歲 | 計 Total | 172 | 4,687 | 637 | 5,926 |
| 15-19 Years | 男 Male | 89 | 2,398 | 423 | 3,615 |
| | 女 Female | 83 | 2,289 | 214 | 2,311 |
| 20-24歲 | 計 Total | 329 | 223 | 2,291 | 1,607 |
| 20-24 Years | 男 Male | 192 | 119 | 1,407 | 1,079 |
| | 女 Female | 137 | 104 | 884 | 528 |
| 25-29歲 | 計 Total | 362 | 162 | 2,666 | 1,356 |
| 25-29 Years | 男 Male | 183 | 87 | 1,537 | 889 |
| | 女 Female | 179 | 75 | 1,129 | 467 |
| 30-34歲 | 計 Total | 542 | 275 | 2,774 | 1,461 |
| 30-34 Years | 男 Male | 250 | 143 | 1,519 | 936 |
| | 女 Female | 292 | 132 | 1,255 | 525 |
| 35-39歲 | 計 Total | 1,188 | 486 | 5,666 | 1,234 |
| 35-39 Years | 男 Male | 578 | 276 | 3,133 | 765 |
| | 女 Female | 610 | 210 | 2,533 | 469 |
| 40-44歲 | 計 Total | 2,153 | 410 | 7,180 | 772 |
| 40-44 Years | 男 Male | 1,033 | 233 | 3,520 | 510 |
| | 女 Female | 1,120 | 177 | 3,660 | 262 |
| 45-49歲 | 計 Total | 2,680 | 418 | 9,537 | 825 |
| 45-49 Years | 男 Male | 1,350 | 241 | 4,614 | 475 |
| | 女 Female | 1,330 | 177 | 4,923 | 350 |
| 50-54歲 | 計 Total | 2,915 | 507 | 10,899 | 1,015 |
| 50-54 Years | 男 Male | 1,471 | 262 | 5,154 | 591 |
| | 女 Female | 1,444 | 245 | 5,745 | 424 |
| 55-59歲 | 計 Total | 2,885 | 569 | 10,748 | 944 |
| 55-59 Years | 男 Male | 1,473 | 296 | 5,157 | 574 |
| | 女 Female | 1,412 | 273 | 5,591 | 370 |
| 60-64歲 | 計 Total | 2,714 | 496 | 8,197 | 613 |
| 60-64 Years | 男 Male | 1,496 | 245 | 4,113 | 368 |
| | 女 Female | 1,218 | 251 | 4,084 | 245 |
| 65歲以上 | 計 Total | 3,790 | 544 | 6,619 | 518 |
| 65 Years of Age and Over | 男 Male | 2,314 | 330 | 3,842 | 309 |
| | 女 Female | 1,476 | 214 | 2,777 | 209 |

資料來源：基隆市政府民政處 1511-00-01-2

**Table 2-5 Educational Attainments of Resident Population Aged 15 and Over
by Age Group(Cont. End)**

Unit: Persons

| Literate | | | | | | | 自修 Self-Study | 不識 字者 Illiterate |
|--------------------------------|--------------------|-----------------------------------|--------------------|----------------------|--------------------|-----|------------------|------------------------|
| 國(初)中 Junior High School | | 初職 Junior Vocational School | | 小學 Primary School | | | | |
| 畢業 Graduated | 肄業 Un-graduated | 畢業 Graduated | 肄業 Un-graduated | 畢業 Graduated | 肄業 Un-graduated | | | |
| 33,977 | 6,641 | 298 | 75 | 30,379 | 4,319 | 817 | 3,558 | |
| 16,961 | 3,328 | 142 | 41 | 10,438 | 1,296 | 257 | 463 | |
| 17,016 | 3,313 | 156 | 34 | 19,941 | 3,023 | 560 | 3,095 | |
| 588 | 977 | - | - | 35 | 261 | - | 2 | |
| 203 | 531 | - | - | 20 | 141 | - | - | |
| 385 | 446 | - | - | 15 | 120 | - | 2 | |
| 370 | 79 | - | - | 6 | 15 | - | 1 | |
| 244 | 44 | - | - | 3 | 8 | - | - | |
| 126 | 35 | - | - | 3 | 7 | - | 1 | |
| 723 | 73 | - | - | 9 | 9 | - | 1 | |
| 499 | 39 | - | - | 1 | 3 | - | - | |
| 224 | 34 | - | - | 8 | 6 | - | 1 | |
| 914 | 245 | - | - | 91 | 41 | - | 2 | |
| 463 | 131 | - | - | 9 | 6 | - | - | |
| 451 | 114 | - | - | 82 | 35 | - | 2 | |
| 1,722 | 292 | - | - | 228 | 112 | 3 | 10 | |
| 876 | 132 | - | - | 16 | 19 | - | 1 | |
| 846 | 160 | - | - | 212 | 93 | 3 | 9 | |
| 2,480 | 371 | - | - | 204 | 115 | 1 | 11 | |
| 1,340 | 188 | - | - | 23 | 32 | - | 3 | |
| 1,140 | 183 | - | - | 181 | 83 | 1 | 8 | |
| 3,283 | 374 | - | - | 257 | 80 | 3 | 21 | |
| 1,739 | 196 | - | - | 57 | 23 | 1 | 10 | |
| 1,544 | 178 | - | - | 200 | 57 | 2 | 11 | |
| 4,949 | 494 | - | - | 568 | 88 | 4 | 34 | |
| 2,460 | 256 | - | - | 156 | 26 | 1 | 11 | |
| 2,489 | 238 | - | - | 412 | 62 | 3 | 23 | |
| 6,575 | 563 | 3 | 1 | 1,697 | 179 | 8 | 43 | |
| 3,136 | 297 | 1 | - | 471 | 51 | 2 | 10 | |
| 3,439 | 266 | 2 | 1 | 1,226 | 128 | 6 | 33 | |
| 5,170 | 824 | 38 | 15 | 4,513 | 459 | 27 | 102 | |
| 2,388 | 360 | 18 | 4 | 1,327 | 132 | 6 | 24 | |
| 2,782 | 464 | 20 | 11 | 3,186 | 327 | 21 | 78 | |
| 7,203 | 2,349 | 257 | 59 | 22,771 | 2,960 | 771 | 3,331 | |
| 3,613 | 1,154 | 123 | 37 | 8,355 | 855 | 247 | 404 | |
| 3,590 | 1,195 | 134 | 22 | 14,416 | 2,105 | 524 | 2,927 | |

表 2-6 15歲以上現住人口之教育程度－按鄉鎮市區別分

單位：人

| 年底及 鄉鎮市區別 End of Year & District | 性別 Sex | 總計 Grand Total | 識字者 | | | | |
|--|-----------|-------------------|-------------|-----------------|--------------------|-----------------|--------------------|
| | | | 合計 Total | 博士 Doctor | | 碩士 Master | |
| | | | | 畢業 Graduated | 肄業 Un-graduated | 畢業 Graduated | 肄業 Un-graduated |
| 107年底 End of 2018 | 計 Total | 331,292 | 327,734 | 812 | 501 | 11,890 | 3,930 |
| | 男 Male | 164,861 | 164,398 | 618 | 331 | 7,292 | 2,225 |
| | 女 Female | 166,431 | 163,336 | 194 | 170 | 4,598 | 1,705 |
| 中正區 Jhongjheng | 計 Total | 47,083 | 46,423 | 179 | 67 | 1,586 | 517 |
| | 男 Male | 23,959 | 23,865 | 155 | 44 | 969 | 287 |
| | 女 Female | 23,124 | 22,558 | 24 | 23 | 617 | 230 |
| 七堵區 Cidu | 計 Total | 47,929 | 47,482 | 84 | 50 | 1,585 | 485 |
| | 男 Male | 24,027 | 23,981 | 60 | 35 | 975 | 279 |
| | 女 Female | 23,902 | 23,501 | 24 | 15 | 610 | 206 |
| 暖暖區 Nuannuan | 計 Total | 34,492 | 34,211 | 61 | 53 | 1,232 | 397 |
| | 男 Male | 17,178 | 17,149 | 43 | 31 | 760 | 231 |
| | 女 Female | 17,314 | 17,062 | 18 | 22 | 472 | 166 |
| 仁愛區 Renai | 計 Total | 37,753 | 37,216 | 110 | 75 | 1,381 | 414 |
| | 男 Male | 18,495 | 18,422 | 85 | 50 | 854 | 248 |
| | 女 Female | 19,258 | 18,794 | 25 | 25 | 527 | 166 |
| 中山區 Jhongshan | 計 Total | 43,279 | 42,609 | 77 | 44 | 1,231 | 444 |
| | 男 Male | 21,922 | 21,840 | 57 | 29 | 766 | 255 |
| | 女 Female | 21,357 | 20,769 | 20 | 15 | 465 | 189 |
| 安樂區 Anle | 計 Total | 73,058 | 72,524 | 148 | 116 | 2,914 | 971 |
| | 男 Male | 35,935 | 35,859 | 107 | 84 | 1,774 | 538 |
| | 女 Female | 37,123 | 36,665 | 41 | 32 | 1,140 | 433 |
| 信義區 Sinyi | 計 Total | 47,698 | 47,269 | 153 | 96 | 1,961 | 702 |
| | 男 Male | 23,345 | 23,282 | 111 | 58 | 1,194 | 387 |
| | 女 Female | 24,353 | 23,987 | 42 | 38 | 767 | 315 |

資料來源：基隆市政府民政處 1511-00-01-3

**Table 2-6 Educational Attainments of Resident Population Aged 15 and Over
by Townships, Cities & Districts**

Unit: Persons

| Literate | | | | | | | |
|---------------------------------------|--------------------|-----------------------|--------------------|---------------------|--------------------|----------------------|--|
| 大學 (含獨立學院) University & College | | 專科 Junior College | | | | | |
| | | 二、三年制 2 or 3 Years | | 五年制 5 Years | | | |
| 畢業 Graduated | 肄業 Un-graduated | 畢業 Graduated | 肄業 Un-graduated | 後二年 Last 2 Years | | 前三年 First 3 Years | |
| | | | | 畢業 Graduated | 肄業 Un-graduated | 肄業 Un-graduated | |
| 58,969 | 21,452 | 21,469 | 4,365 | 12,574 | 889 | 2,385 | |
| 28,758 | 11,554 | 10,935 | 2,588 | 6,658 | 547 | 840 | |
| 30,211 | 9,898 | 10,534 | 1,777 | 5,916 | 342 | 1,545 | |
| 7,547 | 2,909 | 2,521 | 614 | 1,621 | 120 | 340 | |
| 3,693 | 1,581 | 1,329 | 376 | 899 | 73 | 116 | |
| 3,854 | 1,328 | 1,192 | 238 | 722 | 47 | 224 | |
| 8,356 | 3,042 | 3,241 | 671 | 1,622 | 127 | 269 | |
| 4,080 | 1,595 | 1,729 | 368 | 857 | 82 | 75 | |
| 4,276 | 1,447 | 1,512 | 303 | 765 | 45 | 194 | |
| 6,175 | 2,502 | 2,399 | 491 | 1,361 | 95 | 234 | |
| 2,970 | 1,334 | 1,243 | 298 | 706 | 55 | 64 | |
| 3,205 | 1,168 | 1,156 | 193 | 655 | 40 | 170 | |
| 6,550 | 2,060 | 2,374 | 480 | 1,442 | 98 | 232 | |
| 3,209 | 1,122 | 1,116 | 265 | 772 | 62 | 92 | |
| 3,341 | 938 | 1,258 | 215 | 670 | 36 | 140 | |
| 6,855 | 2,606 | 2,747 | 549 | 1,250 | 106 | 443 | |
| 3,386 | 1,429 | 1,438 | 348 | 676 | 58 | 154 | |
| 3,469 | 1,177 | 1,309 | 201 | 574 | 48 | 289 | |
| 13,916 | 5,069 | 5,202 | 903 | 3,172 | 192 | 537 | |
| 6,728 | 2,764 | 2,570 | 538 | 1,631 | 122 | 190 | |
| 7,188 | 2,305 | 2,632 | 365 | 1,541 | 70 | 347 | |
| 9,570 | 3,264 | 2,985 | 657 | 2,106 | 151 | 330 | |
| 4,692 | 1,729 | 1,510 | 395 | 1,117 | 95 | 149 | |
| 4,878 | 1,535 | 1,475 | 262 | 989 | 56 | 181 | |

表 2-6 15歲以上現住人口之教育程度－按鄉鎮市區別分(續)

單位：人

| 年底及 鄉鎮市區別 End of Year & District | 性別 Sex | 識字者 | | | |
|--|-----------|--------------------------|--------------------|------------------------------|--------------------|
| | | 高中 Senior High School | | 高職 Vocational High School | |
| | | 畢業 Graduated | 肄業 Un-graduated | 畢業 Graduated | 肄業 Un-graduated |
| 107年底 End of 2018 | 計 Total | 19,730 | 8,777 | 67,214 | 16,271 |
| | 男 Male | 10,429 | 4,630 | 34,419 | 10,111 |
| | 女 Female | 9,301 | 4,147 | 32,795 | 6,160 |
| 中正區 Jhongjheng | 計 Total | 2,695 | 1,130 | 9,411 | 2,689 |
| | 男 Male | 1,404 | 642 | 4,935 | 1,720 |
| | 女 Female | 1,291 | 488 | 4,476 | 969 |
| 七堵區 Cidu | 計 Total | 2,833 | 1,322 | 8,867 | 2,499 |
| | 男 Male | 1,547 | 715 | 4,630 | 1,570 |
| | 女 Female | 1,286 | 607 | 4,237 | 929 |
| 暖暖區 Nuannuan | 計 Total | 2,120 | 881 | 7,129 | 1,801 |
| | 男 Male | 1,101 | 474 | 3,588 | 1,107 |
| | 女 Female | 1,019 | 407 | 3,541 | 694 |
| 仁愛區 Renai | 計 Total | 2,200 | 751 | 7,735 | 1,667 |
| | 男 Male | 1,209 | 423 | 3,985 | 1,018 |
| | 女 Female | 991 | 328 | 3,750 | 649 |
| 中山區 Jhongshan | 計 Total | 2,304 | 1,053 | 8,984 | 2,340 |
| | 男 Male | 1,298 | 574 | 4,793 | 1,453 |
| | 女 Female | 1,006 | 479 | 4,191 | 887 |
| 安樂區 Anle | 計 Total | 4,494 | 2,438 | 15,554 | 3,158 |
| | 男 Male | 2,352 | 1,201 | 7,791 | 1,962 |
| | 女 Female | 2,142 | 1,237 | 7,763 | 1,196 |
| 信義區 Sinyi | 計 Total | 3,084 | 1,202 | 9,534 | 2,117 |
| | 男 Male | 1,518 | 601 | 4,697 | 1,281 |
| | 女 Female | 1,566 | 601 | 4,837 | 836 |

資料來源：基隆市政府民政處 1511-00-01-3

**Table 2-6 Educational Attainments of Resident Population Aged 15 and Over
by Townships, Cities & Districts(Cont.)**

Unit: Persons

| Literate | | | | | | | 自修 Self-Study | 不識 字者 Illiterate |
|--------------------------------|--------------------|-----------------------------------|--------------------|----------------------|--------------------|-----|------------------|------------------------|
| 國(初)中 Junior High School | | 初職 Junior Vocational School | | 小學 Primary School | | | | |
| 畢業 Graduated | 肄業 Un-graduated | 畢業 Graduated | 肄業 Un-graduated | 畢業 Graduated | 肄業 Un-graduated | | | |
| 33,977 | 6,641 | 298 | 75 | 30,379 | 4,319 | 817 | 3,558 | |
| 16,961 | 3,328 | 142 | 41 | 10,438 | 1,296 | 257 | 463 | |
| 17,016 | 3,313 | 156 | 34 | 19,941 | 3,023 | 560 | 3,095 | |
| 5,899 | 921 | 62 | 11 | 4,680 | 750 | 154 | 660 | |
| 3,037 | 498 | 32 | 5 | 1,773 | 250 | 47 | 94 | |
| 2,862 | 423 | 30 | 6 | 2,907 | 500 | 107 | 566 | |
| 5,499 | 868 | 29 | 12 | 5,237 | 680 | 104 | 447 | |
| 2,817 | 455 | 14 | 6 | 1,869 | 192 | 31 | 46 | |
| 2,682 | 413 | 15 | 6 | 3,368 | 488 | 73 | 401 | |
| 3,393 | 526 | 21 | 7 | 2,849 | 402 | 82 | 281 | |
| 1,735 | 277 | 10 | 4 | 978 | 118 | 22 | 29 | |
| 1,658 | 249 | 11 | 3 | 1,871 | 284 | 60 | 252 | |
| 3,890 | 764 | 47 | 10 | 4,272 | 577 | 87 | 537 | |
| 1,926 | 406 | 23 | 7 | 1,359 | 169 | 22 | 73 | |
| 1,964 | 358 | 24 | 3 | 2,913 | 408 | 65 | 464 | |
| 5,085 | 838 | 46 | 12 | 4,732 | 718 | 145 | 670 | |
| 2,709 | 462 | 20 | 7 | 1,661 | 214 | 53 | 82 | |
| 2,376 | 376 | 26 | 5 | 3,071 | 504 | 92 | 588 | |
| 5,844 | 1,959 | 58 | 17 | 4,960 | 744 | 158 | 534 | |
| 2,729 | 818 | 32 | 11 | 1,636 | 225 | 56 | 76 | |
| 3,115 | 1,141 | 26 | 6 | 3,324 | 519 | 102 | 458 | |
| 4,367 | 765 | 35 | 6 | 3,649 | 448 | 87 | 429 | |
| 2,008 | 412 | 11 | 1 | 1,162 | 128 | 26 | 63 | |
| 2,359 | 353 | 24 | 5 | 2,487 | 320 | 61 | 366 | |

表 2-7 現住人口之婚姻狀況－按年齡別分

單位：人

| 年底別及年齡組別 End of Year & Age Group | | 總計 Grand Total | | | 未婚 Unmarried | | |
|-------------------------------------|---------------------------|-------------------|-----------|-------------|-----------------|-----------|-------------|
| | | 計 Total | 男 Male | 女 Female | 合計 Total | 男 Male | 女 Female |
| 98年底 | | 388,132 | 195,743 | 192,389 | 175,916 | 95,550 | 80,366 |
| End of 2009 | | | | | | | |
| 99年底 | | 384,134 | 193,573 | 190,561 | 172,873 | 93,876 | 78,997 |
| End of 2010 | | | | | | | |
| 100年底 | | 379,927 | 191,367 | 188,560 | 169,108 | 92,010 | 77,098 |
| End of 2011 | | | | | | | |
| 101年底 | | 377,153 | 189,951 | 187,202 | 167,058 | 90,964 | 76,094 |
| End of 2012 | | | | | | | |
| 102年底 | | 374,914 | 188,649 | 186,265 | 164,689 | 89,683 | 75,006 |
| End of 2013 | | | | | | | |
| 103年底 | | 373,077 | 187,605 | 185,472 | 162,530 | 88,515 | 74,015 |
| End of 2014 | | | | | | | |
| 104年底 | | 372,105 | 186,942 | 185,163 | 160,923 | 87,688 | 73,235 |
| End of 2015 | | | | | | | |
| 105年底 | | 372,100 | 186,524 | 185,576 | 159,959 | 87,020 | 72,939 |
| End of 2016 | | | | | | | |
| 106年底 | | 371,458 | 185,870 | 185,588 | 158,741 | 86,304 | 72,437 |
| End of 2017 | | | | | | | |
| 107年底 | | 370,155 | 184,978 | 185,177 | 157,340 | 85,496 | 71,844 |
| End of 2018 | | | | | | | |
| 未滿 15 歲 | Under 15 Years | 38,863 | 20,117 | 18,746 | 38,863 | 20,117 | 18,746 |
| 15-19 歲 | 15-19 Years | 20,066 | 10,521 | 9,545 | 20,022 | 10,512 | 9,510 |
| 20 - 24 歲 | 20-24 Years | 25,455 | 13,249 | 12,206 | 24,448 | 12,883 | 11,565 |
| 25 - 29 歲 | 25-29 Years | 26,161 | 13,848 | 12,313 | 22,357 | 12,304 | 10,053 |
| 30 - 34 歲 | 30-34 Years | 23,735 | 12,414 | 11,321 | 14,576 | 8,490 | 6,086 |
| 35 - 39 歲 | 35-39 Years | 27,506 | 13,986 | 13,520 | 10,839 | 6,480 | 4,359 |
| 40 - 44 歲 | 40-44 Years | 28,261 | 14,011 | 14,250 | 7,740 | 4,483 | 3,257 |
| 45 - 49 歲 | 45-49 Years | 29,354 | 14,618 | 14,736 | 5,876 | 3,318 | 2,558 |
| 50 - 54 歲 | 50-54 Years | 31,438 | 15,772 | 15,666 | 4,637 | 2,642 | 1,995 |
| 55 - 59 歲 | 55-59 Years | 32,395 | 16,171 | 16,224 | 3,545 | 2,008 | 1,537 |
| 60 - 64 歲 | 60-64 Years | 28,923 | 14,041 | 14,882 | 2,211 | 1,192 | 1,019 |
| 65 - 69 歲 | 65-69 Years | 23,047 | 10,884 | 12,163 | 1,260 | 584 | 676 |
| 70 - 74 歲 | 70-74 Years | 11,569 | 5,373 | 6,196 | 359 | 162 | 197 |
| 75 - 79 歲 | 75-79 Years | 10,411 | 4,540 | 5,871 | 231 | 107 | 124 |
| 80 - 84 歲 | 80-84 Years | 6,764 | 2,680 | 4,084 | 146 | 70 | 76 |
| 85 - 89 歲 | 85-89 Years | 3,910 | 1,685 | 2,225 | 122 | 70 | 52 |
| 90 - 94 歲 | 90-94 Years | 1,783 | 809 | 974 | 76 | 49 | 27 |
| 95 - 100 歲 | 95-99 Years | 410 | 205 | 205 | 22 | 18 | 4 |
| 100 歲以上 | 100 Years of Age and Over | 104 | 54 | 50 | 10 | 7 | 3 |

資料來源：基隆市政府民政處 1222-01-03-2

Table 2-7 Marital Status of Resident Population by Age Group

Unit: Persons

| 有偶 Currently Married | | | 離婚 Divorced | | | 喪偶 Widowed | | |
|-------------------------|-----------|-------------|----------------|-----------|-------------|---------------|-----------|-------------|
| 合計 Total | 男 Male | 女 Female | 合計 Total | 男 Male | 女 Female | 合計 Total | 男 Male | 女 Female |
| 162,241 | 82,677 | 79,564 | 28,674 | 13,867 | 14,807 | 21,301 | 3,649 | 17,652 |
| 159,939 | 81,574 | 78,365 | 29,755 | 14,439 | 15,316 | 21,567 | 3,684 | 17,883 |
| 158,330 | 80,731 | 77,599 | 30,602 | 14,888 | 15,714 | 21,887 | 3,738 | 18,149 |
| 156,456 | 79,849 | 76,607 | 31,483 | 15,319 | 16,164 | 22,156 | 3,819 | 18,337 |
| 155,588 | 79,413 | 76,175 | 32,305 | 15,759 | 16,546 | 22,332 | 3,794 | 18,538 |
| 154,976 | 79,179 | 75,797 | 33,028 | 16,091 | 16,937 | 22,543 | 3,820 | 18,723 |
| 154,699 | 78,981 | 75,718 | 33,740 | 16,394 | 17,346 | 22,743 | 3,879 | 18,864 |
| 154,718 | 78,923 | 75,795 | 34,509 | 16,701 | 17,808 | 22,914 | 3,880 | 19,034 |
| 154,183 | 78,619 | 75,564 | 35,408 | 17,059 | 18,349 | 23,126 | 3,888 | 19,238 |
| 153,331 | 78,163 | 75,168 | 36,004 | 17,364 | 18,640 | 23,480 | 3,955 | 19,525 |
| - | - | - | - | - | - | - | - | - |
| 39 | 9 | 30 | 5 | - | 5 | - | - | - |
| 785 | 297 | 488 | 222 | 69 | 153 | - | - | - |
| 3,232 | 1,325 | 1,907 | 567 | 218 | 349 | 5 | 1 | 4 |
| 7,841 | 3,400 | 4,441 | 1,285 | 516 | 769 | 33 | 8 | 25 |
| 13,750 | 6,346 | 7,404 | 2,801 | 1,149 | 1,652 | 116 | 11 | 105 |
| 16,108 | 7,643 | 8,465 | 4,193 | 1,863 | 2,330 | 220 | 22 | 198 |
| 17,596 | 8,607 | 8,989 | 5,386 | 2,621 | 2,765 | 496 | 72 | 424 |
| 19,972 | 9,992 | 9,980 | 5,937 | 2,971 | 2,966 | 892 | 167 | 725 |
| 21,272 | 10,864 | 10,408 | 5,986 | 3,032 | 2,954 | 1,592 | 267 | 1,325 |
| 19,588 | 10,164 | 9,424 | 4,649 | 2,275 | 2,374 | 2,475 | 410 | 2,065 |
| 15,326 | 8,282 | 7,044 | 2,873 | 1,468 | 1,405 | 3,588 | 550 | 3,038 |
| 7,309 | 4,231 | 3,078 | 1,014 | 590 | 424 | 2,887 | 390 | 2,497 |
| 5,666 | 3,512 | 2,154 | 607 | 318 | 289 | 3,907 | 603 | 3,304 |
| 2,857 | 1,861 | 996 | 291 | 155 | 136 | 3,470 | 594 | 2,876 |
| 1,350 | 1,066 | 284 | 116 | 68 | 48 | 2,322 | 481 | 1,841 |
| 511 | 441 | 70 | 60 | 40 | 20 | 1,136 | 279 | 857 |
| 104 | 101 | 3 | 8 | 7 | 1 | 276 | 79 | 197 |
| 25 | 22 | 3 | 4 | 4 | - | 65 | 21 | 44 |

表 2-8 現住人口之婚姻狀況－按鄉鎮市區別分

單位：人

| 年底及鄉鎮市區別 End of Year & District | 總計 Grand Total | | | 未婚 Unmarried | | |
|------------------------------------|-------------------|-----------|-------------|-----------------|-----------|-------------|
| | 計 Total | 男 Male | 女 Female | 合計 Total | 男 Male | 女 Female |
| 98年底 End of 2009 | 388,132 | 195,743 | 192,389 | 175,916 | 95,550 | 80,366 |
| 99年底 End of 2010 | 384,134 | 193,573 | 190,561 | 172,873 | 93,876 | 78,997 |
| 100年底 End of 2011 | 379,927 | 191,367 | 188,560 | 169,108 | 92,010 | 77,098 |
| 101年底 End of 2012 | 377,153 | 189,951 | 187,202 | 167,058 | 90,964 | 76,094 |
| 102年底 End of 2013 | 374,914 | 188,649 | 186,265 | 164,689 | 89,683 | 75,006 |
| 103年底 End of 2014 | 373,077 | 187,605 | 185,472 | 162,530 | 88,515 | 74,015 |
| 104年底 End of 2015 | 372,105 | 186,942 | 185,163 | 160,923 | 87,688 | 73,235 |
| 105年底 End of 2016 | 372,100 | 186,524 | 185,576 | 159,959 | 87,020 | 72,939 |
| 106年底 End of 2017 | 371,458 | 185,870 | 185,588 | 158,741 | 86,304 | 72,437 |
| 107年底 End of 2018 | 370,155 | 184,978 | 185,177 | 157,340 | 85,496 | 71,844 |
| 中正區 Jhongheng | 51,670 | 26,324 | 25,346 | 21,477 | 11,987 | 9,490 |
| 七堵區 Cidu | 53,782 | 26,990 | 26,792 | 22,954 | 12,407 | 10,547 |
| 暖暖區 Nuannuan | 38,619 | 19,333 | 19,286 | 16,580 | 8,970 | 7,610 |
| 仁愛區 Renai | 43,730 | 21,648 | 22,082 | 18,819 | 10,269 | 8,550 |
| 中山區 Jhongshan | 47,398 | 24,036 | 23,362 | 19,899 | 10,981 | 8,918 |
| 安樂區 Anle | 82,294 | 40,694 | 41,600 | 35,389 | 18,947 | 16,442 |
| 信義區 Sinyi | 52,662 | 25,953 | 26,709 | 22,222 | 11,935 | 10,287 |

資料來源：基隆市政府民政處 1222-01-03-3

**Table 2-8 Marital Status of Resident Population
by Townships, Cities & Districts**

Unit: Persons

| 有偶 Currently Married | | | 離婚 Divorced | | | 喪偶 Widowed | | |
|-------------------------|-----------|-------------|----------------|-----------|-------------|---------------|-----------|-------------|
| 合計 Total | 男 Male | 女 Female | 合計 Total | 男 Male | 女 Female | 合計 Total | 男 Male | 女 Female |
| 162,241 | 82,677 | 79,564 | 28,674 | 13,867 | 14,807 | 21,301 | 3,649 | 17,652 |
| 159,939 | 81,574 | 78,365 | 29,755 | 14,439 | 15,316 | 21,567 | 3,684 | 17,883 |
| 158,330 | 80,731 | 77,599 | 30,602 | 14,888 | 15,714 | 21,887 | 3,738 | 18,149 |
| 156,456 | 79,849 | 76,607 | 31,483 | 15,319 | 16,164 | 22,156 | 3,819 | 18,337 |
| 155,588 | 79,413 | 76,175 | 32,305 | 15,759 | 16,546 | 22,332 | 3,794 | 18,538 |
| 154,976 | 79,179 | 75,797 | 33,028 | 16,091 | 16,937 | 22,543 | 3,820 | 18,723 |
| 154,699 | 78,981 | 75,718 | 33,740 | 16,394 | 17,346 | 22,743 | 3,879 | 18,864 |
| 154,718 | 78,923 | 75,795 | 34,509 | 16,701 | 17,808 | 22,914 | 3,880 | 19,034 |
| 154,183 | 78,619 | 75,564 | 35,408 | 17,059 | 18,349 | 23,126 | 3,888 | 19,238 |
| 153,331 | 78,163 | 75,168 | 36,004 | 17,364 | 18,640 | 23,480 | 3,955 | 19,525 |
| 20,964 | 10,948 | 10,016 | 5,540 | 2,760 | 2,780 | 3,689 | 629 | 3,060 |
| 22,740 | 11,635 | 11,105 | 4,770 | 2,393 | 2,377 | 3,318 | 555 | 2,763 |
| 16,013 | 8,125 | 7,888 | 3,879 | 1,860 | 2,019 | 2,147 | 378 | 1,769 |
| 17,369 | 8,780 | 8,589 | 4,230 | 2,057 | 2,173 | 3,312 | 542 | 2,770 |
| 19,253 | 9,994 | 9,259 | 4,927 | 2,492 | 2,435 | 3,319 | 569 | 2,750 |
| 34,530 | 17,324 | 17,206 | 7,832 | 3,643 | 4,189 | 4,543 | 780 | 3,763 |
| 22,462 | 11,357 | 11,105 | 4,826 | 2,159 | 2,667 | 3,152 | 502 | 2,650 |

表 2-9 現住原住民戶口數

| 年底及鄉鎮市區別 End of Year & District | 戶數(戶) No. of Households(Households) | | |
|------------------------------------|-------------------------------------|---------------------------------|-------------------------------|
| | 合計 Total | 平地原住民 Indigene of Plain-land | 山地原住民 Indigene of Mountain |
| 98年底 End of 2009 | 2,638 | 2,282 | 356 |
| 99年底 End of 2010 | 2,706 | 2,341 | 365 |
| 100年底 End of 2011 | 2,753 | 2,377 | 376 |
| 101年底 End of 2012 | 2,825 | 2,421 | 404 |
| 102年底 End of 2013 | 2,873 | 2,448 | 425 |
| 103年底 End of 2014 | 3,106 | 2,608 | 498 |
| 104年底 End of 2015 | 3,132 | 2,620 | 512 |
| 105年底 End of 2016 | 3,174 | 2,662 | 512 |
| 106年底 End of 2017 | 3,225 | 2,702 | 523 |
| 107年底 End of 2018 | 3,253 | 2,735 | 518 |
| 中正區 Jhongjheng | 1,348 | 1,233 | 115 |
| 七堵區 Cidu | 641 | 552 | 89 |
| 暖暖區 Nuannuan | 247 | 202 | 45 |
| 仁愛區 Renai | 126 | 87 | 39 |
| 中山區 Jhongshan | 179 | 112 | 67 |
| 安樂區 Anle | 409 | 320 | 89 |
| 信義區 Sinyi | 303 | 229 | 74 |

資料來源：基隆市政府民政處 1222-02-02-2

Table 2-9 Households and Persons of Resident Indigene

| 人口數(人) No. of Population(Persons) | | | | | | | | |
|-----------------------------------|-----------|-------------|------------------------------|-----------|-------------|----------------------------|-----------|-------------|
| 合計 Total | | | 平地原住民 Indigene of Plain-land | | | 山地原住民 Indigene of Mountain | | |
| 計 Total | 男 Male | 女 Female | 計 Total | 男 Male | 女 Female | 計 Total | 男 Male | 女 Female |
| 8,631 | 4,218 | 4,413 | 7,474 | 3,766 | 3,708 | 1,157 | 452 | 705 |
| 8,686 | 4,236 | 4,450 | 7,517 | 3,775 | 3,742 | 1,169 | 461 | 708 |
| 8,718 | 4,273 | 4,445 | 7,528 | 3,798 | 3,730 | 1,190 | 475 | 715 |
| 8,830 | 4,337 | 4,493 | 7,590 | 3,827 | 3,763 | 1,240 | 510 | 730 |
| 8,912 | 4,387 | 4,525 | 7,615 | 3,847 | 3,768 | 1,297 | 540 | 757 |
| 8,971 | 4,394 | 4,577 | 7,659 | 3,842 | 3,817 | 1,312 | 552 | 760 |
| 9,154 | 4,480 | 4,674 | 7,763 | 3,896 | 3,867 | 1,391 | 584 | 807 |
| 9,281 | 4,521 | 4,760 | 7,878 | 3,935 | 3,943 | 1,403 | 586 | 817 |
| 9,353 | 4,537 | 4,816 | 7,923 | 3,946 | 3,977 | 1,430 | 591 | 839 |
| 9,359 | 4,526 | 4,833 | 7,925 | 3,927 | 3,998 | 1,434 | 599 | 835 |
| 3,913 | 2,013 | 1,900 | 3,570 | 1,865 | 1,705 | 343 | 148 | 195 |
| 1,984 | 944 | 1,040 | 1,706 | 822 | 884 | 278 | 122 | 156 |
| 689 | 326 | 363 | 575 | 274 | 301 | 114 | 52 | 62 |
| 308 | 136 | 172 | 208 | 94 | 114 | 100 | 42 | 58 |
| 493 | 194 | 299 | 317 | 122 | 195 | 176 | 72 | 104 |
| 1,142 | 532 | 610 | 903 | 435 | 468 | 239 | 97 | 142 |
| 830 | 381 | 449 | 646 | 315 | 331 | 184 | 66 | 118 |

表 2-10 現住原住民年齡分配

單位：人

| 年底及鄉鎮市區別 End of Year & District | 性別 Sex | 原住民身分別 (平地或山地) Indigene by Status (Plain-land or Mountain) | 總計 Grand Total | 0-4歲 0-4 Years | 5-9歲 5-9 Years | 10-14歲 10-14 Years | 15-19歲 15-19 Years | 20-24歲 20-24 Years |
|------------------------------------|----------------------|---|----------------------|----------------------|----------------------|--------------------------|--------------------------|--------------------------|
| 98年底 End of 2009 | 總計 Grand Total | 合計 Total | 8,631 | 526 | 651 | 810 | 924 | 754 |
| | | 平地 Plain-land | 7,474 | 460 | 547 | 673 | 780 | 651 |
| | | 山地 Mountain | 1,157 | 66 | 104 | 137 | 144 | 103 |
| | 男 Male | 合計 Total | 4,218 | 272 | 332 | 391 | 471 | 366 |
| | | 平地 Plain-land | 3,766 | 242 | 282 | 329 | 401 | 320 |
| | | 山地 Mountain | 452 | 30 | 50 | 62 | 70 | 46 |
| 99年底 End of 2010 | 女 Female | 合計 Total | 4,413 | 254 | 319 | 419 | 453 | 388 |
| | | 平地 Plain-land | 3,708 | 218 | 265 | 344 | 379 | 331 |
| | | 山地 Mountain | 705 | 36 | 54 | 75 | 74 | 57 |
| | 總計 Grand Total | 合計 Total | 8,686 | 502 | 623 | 791 | 933 | 793 |
| | | 平地 Plain-land | 7,517 | 446 | 526 | 653 | 786 | 676 |
| | | 山地 Mountain | 1,169 | 56 | 97 | 138 | 147 | 117 |
| 100年底 End of 2011 | 男 Male | 合計 Total | 4,236 | 253 | 340 | 375 | 473 | 385 |
| | | 平地 Plain-land | 3,775 | 229 | 289 | 312 | 407 | 330 |
| | | 山地 Mountain | 461 | 24 | 51 | 63 | 66 | 55 |
| | 女 Female | 合計 Total | 4,450 | 249 | 283 | 416 | 460 | 408 |
| | | 平地 Plain-land | 3,742 | 217 | 237 | 341 | 379 | 346 |
| | | 山地 Mountain | 708 | 32 | 46 | 75 | 81 | 62 |
| 101年底 End of 2012 | 總計 Grand Total | 合計 Total | 8,718 | 479 | 599 | 743 | 944 | 819 |
| | | 平地 Plain-land | 7,528 | 426 | 512 | 615 | 789 | 685 |
| | | 山地 Mountain | 1,190 | 53 | 87 | 128 | 155 | 134 |
| | 男 Male | 合計 Total | 4,273 | 237 | 313 | 366 | 478 | 422 |
| | | 平地 Plain-land | 3,798 | 216 | 269 | 300 | 403 | 360 |
| | | 山地 Mountain | 475 | 21 | 44 | 66 | 75 | 62 |
| 102年底 End of 2013 | 女 Female | 合計 Total | 4,445 | 242 | 286 | 377 | 466 | 397 |
| | | 平地 Plain-land | 3,730 | 210 | 243 | 315 | 386 | 325 |
| | | 山地 Mountain | 715 | 32 | 43 | 62 | 80 | 72 |
| | 總計 Grand Total | 合計 Total | 8,830 | 505 | 587 | 720 | 911 | 853 |
| | | 平地 Plain-land | 7,590 | 434 | 499 | 587 | 766 | 712 |
| | | 山地 Mountain | 1,240 | 71 | 88 | 133 | 145 | 141 |
| 102年底 End of 2013 | 男 Male | 合計 Total | 4,337 | 264 | 298 | 366 | 451 | 450 |
| | | 平地 Plain-land | 3,827 | 227 | 249 | 305 | 382 | 378 |
| | | 山地 Mountain | 510 | 37 | 49 | 61 | 69 | 72 |
| | 女 Female | 合計 Total | 4,493 | 241 | 289 | 354 | 460 | 403 |
| | | 平地 Plain-land | 3,763 | 207 | 250 | 282 | 384 | 334 |
| | | 山地 Mountain | 730 | 34 | 39 | 72 | 76 | 69 |
| 102年底 End of 2013 | 總計 Grand Total | 合計 Total | 8,912 | 481 | 593 | 719 | 870 | 877 |
| | | 平地 Plain-land | 7,615 | 394 | 503 | 585 | 719 | 735 |
| | | 山地 Mountain | 1,297 | 87 | 90 | 134 | 151 | 142 |
| | 男 Male | 合計 Total | 4,387 | 248 | 311 | 371 | 431 | 460 |
| | | 平地 Plain-land | 3,847 | 202 | 258 | 306 | 363 | 381 |
| | | 山地 Mountain | 540 | 46 | 53 | 65 | 68 | 79 |
| 102年底 End of 2013 | 女 Female | 合計 Total | 4,525 | 233 | 282 | 348 | 439 | 417 |
| | | 平地 Plain-land | 3,768 | 192 | 245 | 279 | 356 | 354 |
| | | 山地 Mountain | 757 | 41 | 37 | 69 | 83 | 63 |

資料來源：基隆市政府民政處 1222-02-03-2

Table 2-10 Resident Indigene by Age Group

Unit: Persons

| 25-29歲 | 30-34歲 | 35-39歲 | 40-44歲 | 45-49歲 | 50-54歲 | 55-59歲 | 60-64歲 | 65-69歲 | 70-74歲 | 75-79歲 | 80歲以上 |
|----------------|----------------|----------------|----------------|----------------|----------------|----------------|----------------|----------------|----------------|----------------|--------------------|
| 25-29 Years | 30-34 Years | 35-39 Years | 40-44 Years | 45-49 Years | 50-54 Years | 55-59 Years | 60-64 Years | 65-69 Years | 70-74 Years | 75-79 Years | 80 Years & Over |
| 811 | 715 | 653 | 663 | 695 | 579 | 388 | 200 | 127 | 77 | 45 | 13 |
| 720 | 615 | 585 | 559 | 616 | 502 | 352 | 175 | 111 | 73 | 42 | 13 |
| 91 | 100 | 68 | 104 | 79 | 77 | 36 | 25 | 16 | 4 | 3 | - |
| 405 | 332 | 304 | 297 | 333 | 272 | 206 | 103 | 65 | 35 | 25 | 9 |
| 363 | 298 | 283 | 265 | 310 | 244 | 197 | 98 | 65 | 35 | 25 | 9 |
| 42 | 34 | 21 | 32 | 23 | 28 | 9 | 5 | - | - | - | - |
| 406 | 383 | 349 | 366 | 362 | 307 | 182 | 97 | 62 | 42 | 20 | 4 |
| 357 | 317 | 302 | 294 | 306 | 258 | 155 | 77 | 46 | 38 | 17 | 4 |
| 49 | 66 | 47 | 72 | 56 | 49 | 27 | 20 | 16 | 4 | 3 | - |
| 788 | 731 | 661 | 637 | 729 | 580 | 425 | 214 | 112 | 108 | 41 | 18 |
| 694 | 641 | 584 | 543 | 637 | 509 | 379 | 190 | 100 | 97 | 38 | 18 |
| 94 | 90 | 77 | 94 | 92 | 71 | 46 | 24 | 12 | 11 | 3 | - |
| 399 | 338 | 300 | 284 | 351 | 260 | 219 | 112 | 65 | 49 | 23 | 10 |
| 354 | 301 | 280 | 257 | 316 | 243 | 206 | 107 | 64 | 47 | 23 | 10 |
| 45 | 37 | 20 | 27 | 35 | 17 | 13 | 5 | 1 | 2 | - | - |
| 389 | 393 | 361 | 353 | 378 | 320 | 206 | 102 | 47 | 59 | 18 | 8 |
| 340 | 340 | 304 | 286 | 321 | 266 | 173 | 83 | 36 | 50 | 15 | 8 |
| 49 | 53 | 57 | 67 | 57 | 54 | 33 | 19 | 11 | 9 | 3 | - |
| 745 | 759 | 671 | 641 | 706 | 622 | 439 | 263 | 122 | 106 | 38 | 22 |
| 653 | 672 | 583 | 556 | 610 | 542 | 388 | 234 | 112 | 95 | 34 | 22 |
| 92 | 87 | 88 | 85 | 96 | 80 | 51 | 29 | 10 | 11 | 4 | - |
| 348 | 375 | 318 | 283 | 340 | 282 | 223 | 138 | 70 | 43 | 25 | 12 |
| 310 | 336 | 292 | 259 | 304 | 260 | 210 | 131 | 69 | 42 | 25 | 12 |
| 38 | 39 | 26 | 24 | 36 | 22 | 13 | 7 | 1 | 1 | - | - |
| 397 | 384 | 353 | 358 | 366 | 340 | 216 | 125 | 52 | 63 | 13 | 10 |
| 343 | 336 | 291 | 297 | 306 | 282 | 178 | 103 | 43 | 53 | 9 | 10 |
| 54 | 48 | 62 | 61 | 60 | 58 | 38 | 22 | 9 | 10 | 4 | - |
| 736 | 794 | 669 | 623 | 706 | 616 | 502 | 293 | 141 | 108 | 38 | 28 |
| 633 | 697 | 579 | 538 | 609 | 544 | 439 | 267 | 128 | 97 | 34 | 27 |
| 103 | 97 | 90 | 85 | 97 | 72 | 63 | 26 | 13 | 11 | 4 | 1 |
| 349 | 399 | 317 | 268 | 330 | 287 | 247 | 146 | 79 | 47 | 24 | 15 |
| 310 | 351 | 290 | 241 | 293 | 266 | 229 | 143 | 78 | 46 | 24 | 15 |
| 39 | 48 | 27 | 27 | 37 | 21 | 18 | 3 | 1 | 1 | - | - |
| 387 | 395 | 352 | 355 | 376 | 329 | 255 | 147 | 62 | 61 | 14 | 13 |
| 323 | 346 | 289 | 297 | 316 | 278 | 210 | 124 | 50 | 51 | 10 | 12 |
| 64 | 49 | 63 | 58 | 60 | 51 | 45 | 23 | 12 | 10 | 4 | 1 |
| 747 | 774 | 680 | 627 | 694 | 664 | 515 | 328 | 151 | 114 | 45 | 33 |
| 639 | 674 | 589 | 551 | 586 | 585 | 447 | 299 | 136 | 101 | 41 | 31 |
| 108 | 100 | 91 | 76 | 108 | 79 | 68 | 29 | 15 | 13 | 4 | 2 |
| 359 | 383 | 332 | 277 | 320 | 311 | 236 | 172 | 79 | 58 | 20 | 19 |
| 320 | 337 | 303 | 250 | 282 | 290 | 215 | 167 | 77 | 57 | 20 | 19 |
| 39 | 46 | 29 | 27 | 38 | 21 | 21 | 5 | 2 | 1 | - | - |
| 388 | 391 | 348 | 350 | 374 | 353 | 279 | 156 | 72 | 56 | 25 | 14 |
| 319 | 337 | 286 | 301 | 304 | 295 | 232 | 132 | 59 | 44 | 21 | 12 |
| 69 | 54 | 62 | 49 | 70 | 58 | 47 | 24 | 13 | 12 | 4 | 2 |

表 2-10 現住原住民年齡分配(續1)

單位：人

| 年底及鄉鎮市區別 End of Year & District | 性別 Sex | 原住民身分別 (平地或山地) Indigene by Status (Plain-land or Mountain) | 總計 Grand Total | 0-4歲 0-4 Years | 5-9歲 5-9 Years | 10-14歲 10-14 Years | 15-19歲 15-19 Years | 20-24歲 20-24 Years |
|------------------------------------|----------------------|---|----------------------|----------------------|----------------------|--------------------------|--------------------------|--------------------------|
| 103年底 End of 2014 | 總計 Grand Total | 合計 Total | 8,971 | 510 | 614 | 688 | 852 | 895 |
| | | 平地 Plain-land | 7,659 | 409 | 521 | 565 | 700 | 749 |
| | | 山地 Mountain | 1,312 | 101 | 93 | 123 | 152 | 146 |
| | 男 Male | 合計 Total | 4,394 | 266 | 316 | 346 | 420 | 469 |
| | | 平地 Plain-land | 3,842 | 205 | 267 | 282 | 347 | 396 |
| | | 山地 Mountain | 552 | 61 | 49 | 64 | 73 | 73 |
| 104年底 End of 2015 | 女 Female | 合計 Total | 4,577 | 244 | 298 | 342 | 432 | 426 |
| | | 平地 Plain-land | 3,817 | 204 | 254 | 283 | 353 | 353 |
| | | 山地 Mountain | 760 | 40 | 44 | 59 | 79 | 73 |
| | 總計 Grand Total | 合計 Total | 9,154 | 576 | 616 | 663 | 829 | 908 |
| | | 平地 Plain-land | 7,763 | 442 | 525 | 545 | 681 | 754 |
| | | 山地 Mountain | 1,391 | 134 | 91 | 118 | 148 | 154 |
| 105年底 End of 2016 | 男 Male | 合計 Total | 4,480 | 310 | 307 | 348 | 399 | 474 |
| | | 平地 Plain-land | 3,896 | 236 | 258 | 286 | 331 | 403 |
| | | 山地 Mountain | 584 | 74 | 49 | 62 | 68 | 71 |
| | 女 Female | 合計 Total | 4,674 | 266 | 309 | 315 | 430 | 434 |
| | | 平地 Plain-land | 3,867 | 206 | 267 | 259 | 350 | 351 |
| | | 山地 Mountain | 807 | 60 | 42 | 56 | 80 | 83 |
| 106年底 End of 2017 | 總計 Grand Total | 合計 Total | 9,281 | 617 | 589 | 632 | 801 | 935 |
| | | 平地 Plain-land | 7,878 | 476 | 504 | 533 | 653 | 766 |
| | | 山地 Mountain | 1,403 | 141 | 85 | 99 | 148 | 169 |
| | 男 Male | 合計 Total | 4,521 | 315 | 301 | 321 | 388 | 484 |
| | | 平地 Plain-land | 3,935 | 238 | 255 | 269 | 320 | 404 |
| | | 山地 Mountain | 586 | 77 | 46 | 52 | 68 | 80 |
| 106年底 End of 2017 | 女 Female | 合計 Total | 4,760 | 302 | 288 | 311 | 413 | 451 |
| | | 平地 Plain-land | 3,943 | 238 | 249 | 264 | 333 | 362 |
| | | 山地 Mountain | 817 | 64 | 39 | 47 | 80 | 89 |
| | 總計 Grand Total | 合計 Total | 9,353 | 619 | 594 | 611 | 767 | 919 |
| | | 平地 Plain-land | 7,923 | 476 | 501 | 508 | 627 | 755 |
| | | 山地 Mountain | 1,430 | 143 | 93 | 103 | 140 | 164 |
| 106年底 End of 2017 | 男 Male | 合計 Total | 4,537 | 318 | 304 | 304 | 383 | 464 |
| | | 平地 Plain-land | 3,946 | 245 | 255 | 246 | 318 | 390 |
| | | 山地 Mountain | 591 | 73 | 49 | 58 | 65 | 74 |
| | 女 Female | 合計 Total | 4,816 | 301 | 290 | 307 | 384 | 455 |
| | | 平地 Plain-land | 3,977 | 231 | 246 | 262 | 309 | 365 |
| | | 山地 Mountain | 839 | 70 | 44 | 45 | 75 | 90 |

資料來源：基隆市政府民政處 1222-02-03-2

Table 2-10 Resident Indigene by Age Group(Cont. 1)

Unit: Persons

| 25-29歲 25-29 Years | 30-34歲 30-34 Years | 35-39歲 35-39 Years | 40-44歲 40-44 Years | 45-49歲 45-49 Years | 50-54歲 50-54 Years | 55-59歲 55-59 Years | 60-64歲 60-64 Years | 65-69歲 65-69 Years | 70-74歲 70-74 Years | 75-79歲 75-79 Years | 80歲以上 80 Years & Over |
|--------------------------|--------------------------|--------------------------|--------------------------|--------------------------|--------------------------|--------------------------|--------------------------|--------------------------|--------------------------|--------------------------|-----------------------------|
| 726 | 776 | 698 | 636 | 633 | 677 | 541 | 357 | 167 | 108 | 60 | 33 |
| 615 | 677 | 604 | 561 | 539 | 595 | 468 | 329 | 147 | 94 | 56 | 30 |
| 111 | 99 | 94 | 75 | 94 | 82 | 73 | 28 | 20 | 14 | 4 | 3 |
| 352 | 381 | 333 | 292 | 301 | 310 | 241 | 186 | 81 | 56 | 27 | 17 |
| 310 | 342 | 299 | 267 | 266 | 285 | 219 | 180 | 78 | 55 | 27 | 17 |
| 42 | 39 | 34 | 25 | 35 | 25 | 22 | 6 | 3 | 1 | - | - |
| 374 | 395 | 365 | 344 | 332 | 367 | 300 | 171 | 86 | 52 | 33 | 16 |
| 305 | 335 | 305 | 294 | 273 | 310 | 249 | 149 | 69 | 39 | 29 | 13 |
| 69 | 60 | 60 | 50 | 59 | 57 | 51 | 22 | 17 | 13 | 4 | 3 |
| 786 | 749 | 717 | 641 | 621 | 701 | 557 | 394 | 188 | 98 | 79 | 31 |
| 658 | 651 | 618 | 563 | 527 | 607 | 485 | 355 | 170 | 86 | 68 | 28 |
| 128 | 98 | 99 | 78 | 94 | 94 | 72 | 39 | 18 | 12 | 11 | 3 |
| 377 | 374 | 339 | 298 | 282 | 333 | 244 | 201 | 93 | 54 | 32 | 15 |
| 326 | 333 | 299 | 274 | 255 | 293 | 222 | 190 | 91 | 53 | 31 | 15 |
| 51 | 41 | 40 | 24 | 27 | 40 | 22 | 11 | 2 | 1 | 1 | - |
| 409 | 375 | 378 | 343 | 339 | 368 | 313 | 193 | 95 | 44 | 47 | 16 |
| 332 | 318 | 319 | 289 | 272 | 314 | 263 | 165 | 79 | 33 | 37 | 13 |
| 77 | 57 | 59 | 54 | 67 | 54 | 50 | 28 | 16 | 11 | 10 | 3 |
| 811 | 718 | 769 | 654 | 614 | 671 | 599 | 412 | 242 | 107 | 79 | 31 |
| 676 | 621 | 665 | 571 | 525 | 579 | 531 | 369 | 218 | 97 | 68 | 26 |
| 135 | 97 | 104 | 83 | 89 | 92 | 68 | 43 | 24 | 10 | 11 | 5 |
| 418 | 335 | 369 | 311 | 272 | 315 | 263 | 207 | 117 | 58 | 30 | 17 |
| 360 | 299 | 327 | 286 | 245 | 278 | 241 | 195 | 114 | 57 | 30 | 17 |
| 58 | 36 | 42 | 25 | 27 | 37 | 22 | 12 | 3 | 1 | - | - |
| 393 | 383 | 400 | 343 | 342 | 356 | 336 | 205 | 125 | 49 | 49 | 14 |
| 316 | 322 | 338 | 285 | 280 | 301 | 290 | 174 | 104 | 40 | 38 | 9 |
| 77 | 61 | 62 | 58 | 62 | 55 | 46 | 31 | 21 | 9 | 11 | 5 |
| 842 | 705 | 777 | 673 | 604 | 661 | 601 | 477 | 255 | 119 | 89 | 40 |
| 699 | 605 | 672 | 586 | 521 | 567 | 534 | 418 | 233 | 108 | 79 | 34 |
| 143 | 100 | 105 | 87 | 83 | 94 | 67 | 59 | 22 | 11 | 10 | 6 |
| 439 | 331 | 377 | 316 | 262 | 303 | 262 | 234 | 118 | 64 | 36 | 22 |
| 370 | 297 | 336 | 290 | 238 | 267 | 241 | 215 | 117 | 63 | 36 | 22 |
| 69 | 34 | 41 | 26 | 24 | 36 | 21 | 19 | 1 | 1 | - | - |
| 403 | 374 | 400 | 357 | 342 | 358 | 339 | 243 | 137 | 55 | 53 | 18 |
| 329 | 308 | 336 | 296 | 283 | 300 | 293 | 203 | 116 | 45 | 43 | 12 |
| 74 | 66 | 64 | 61 | 59 | 58 | 46 | 40 | 21 | 10 | 10 | 6 |

表 2-10 現住原住民年齡分配(續2)

單位：人

| 年底及鄉鎮市區別 End of Year & District | 性別 Sex | 原住民身分別 (平地或山地) Indigene by Status (Plain-land or Mountain) | 總計 Grand Total | 0-4歲 0-4 Years | 5-9歲 5-9 Years | 10-14歲 10-14 Years | 15-19歲 15-19 Years | 20-24歲 20-24 Years |
|------------------------------------|-------------|---|----------------------|----------------------|----------------------|--------------------------|--------------------------|--------------------------|
| 107年底 End of 2018 | 總計 | 合計 Total | 9,359 | 630 | 574 | 617 | 767 | 868 |
| | Grand Total | 平地 Plain-land | 7,925 | 501 | 463 | 521 | 630 | 712 |
| | Total | 山地 Mountain | 1,434 | 129 | 111 | 96 | 137 | 156 |
| | 男 | 合計 Total | 4,526 | 327 | 290 | 318 | 380 | 441 |
| | Male | 平地 Plain-land | 3,927 | 257 | 235 | 263 | 316 | 371 |
| | | 山地 Mountain | 599 | 70 | 55 | 55 | 64 | 70 |
| | 女 | 合計 Total | 4,833 | 303 | 284 | 299 | 387 | 427 |
| | Female | 平地 Plain-land | 3,998 | 244 | 228 | 258 | 314 | 341 |
| | | 山地 Mountain | 835 | 59 | 56 | 41 | 73 | 86 |
| 中正區 Jhongjheng | 總計 | 合計 Total | 3,913 | 233 | 208 | 249 | 311 | 331 |
| | Grand Total | 平地 Plain-land | 3,570 | 204 | 179 | 225 | 270 | 295 |
| | Total | 山地 Mountain | 343 | 29 | 29 | 24 | 41 | 36 |
| | 男 | 合計 Total | 2,013 | 116 | 110 | 122 | 161 | 192 |
| | Male | 平地 Plain-land | 1,865 | 99 | 98 | 112 | 139 | 173 |
| | | 山地 Mountain | 148 | 17 | 12 | 10 | 22 | 19 |
| | 女 | 合計 Total | 1,900 | 117 | 98 | 127 | 150 | 139 |
| | Female | 平地 Plain-land | 1,705 | 105 | 81 | 113 | 131 | 122 |
| | | 山地 Mountain | 195 | 12 | 17 | 14 | 19 | 17 |
| 七堵區 Cidu | 總計 | 合計 Total | 1,984 | 133 | 132 | 153 | 157 | 201 |
| | Grand Total | 平地 Plain-land | 1,706 | 104 | 108 | 131 | 135 | 164 |
| | Total | 山地 Mountain | 278 | 29 | 24 | 22 | 22 | 37 |
| | 男 | 合計 Total | 944 | 58 | 62 | 77 | 69 | 96 |
| | Male | 平地 Plain-land | 822 | 46 | 49 | 66 | 62 | 75 |
| | | 山地 Mountain | 122 | 12 | 13 | 11 | 7 | 21 |
| | 女 | 合計 Total | 1,040 | 75 | 70 | 76 | 88 | 105 |
| | Female | 平地 Plain-land | 884 | 58 | 59 | 65 | 73 | 89 |
| | | 山地 Mountain | 156 | 17 | 11 | 11 | 15 | 16 |
| 暖暖區 Nuannuan | 總計 | 合計 Total | 689 | 75 | 46 | 30 | 46 | 65 |
| | Grand Total | 平地 Plain-land | 575 | 53 | 38 | 25 | 39 | 53 |
| | Total | 山地 Mountain | 114 | 22 | 8 | 5 | 7 | 12 |
| | 男 | 合計 Total | 326 | 44 | 25 | 13 | 29 | 35 |
| | Male | 平地 Plain-land | 274 | 30 | 20 | 9 | 25 | 28 |
| | | 山地 Mountain | 52 | 14 | 5 | 4 | 4 | 7 |
| | 女 | 合計 Total | 363 | 31 | 21 | 17 | 17 | 30 |
| | Female | 平地 Plain-land | 301 | 23 | 18 | 16 | 14 | 25 |
| | | 山地 Mountain | 62 | 8 | 3 | 1 | 3 | 5 |

資料來源：基隆市政府民政處 1222-02-03-2

Table 2-10 Resident Indigene by Age Group(Cont. 2)

Unit: Persons

| 25-29歲 25-29 Years | 30-34歲 30-34 Years | 35-39歲 35-39 Years | 40-44歲 40-44 Years | 45-49歲 45-49 Years | 50-54歲 50-54 Years | 55-59歲 55-59 Years | 60-64歲 60-64 Years | 65-69歲 65-69 Years | 70-74歲 70-74 Years | 75-79歲 75-79 Years | 80歲以上 80 Years & Over |
|--------------------------|--------------------------|--------------------------|--------------------------|--------------------------|--------------------------|--------------------------|--------------------------|--------------------------|--------------------------|--------------------------|-----------------------------|
| 856 | 707 | 764 | 677 | 600 | 641 | 624 | 482 | 284 | 128 | 93 | 47 |
| 712 | 602 | 660 | 587 | 522 | 547 | 553 | 419 | 261 | 114 | 81 | 40 |
| 144 | 105 | 104 | 90 | 78 | 94 | 71 | 63 | 23 | 14 | 12 | 7 |
| 440 | 339 | 353 | 326 | 258 | 293 | 276 | 217 | 139 | 66 | 44 | 19 |
| 368 | 301 | 313 | 296 | 233 | 261 | 252 | 195 | 138 | 65 | 44 | 19 |
| 72 | 38 | 40 | 30 | 25 | 32 | 24 | 22 | 1 | 1 | - | - |
| 416 | 368 | 411 | 351 | 342 | 348 | 348 | 265 | 145 | 62 | 49 | 28 |
| 344 | 301 | 347 | 291 | 289 | 286 | 301 | 224 | 123 | 49 | 37 | 21 |
| 72 | 67 | 64 | 60 | 53 | 62 | 47 | 41 | 22 | 13 | 12 | 7 |
| 326 | 285 | 362 | 321 | 229 | 257 | 282 | 216 | 149 | 72 | 53 | 29 |
| 288 | 264 | 337 | 292 | 213 | 238 | 271 | 200 | 146 | 69 | 50 | 29 |
| 38 | 21 | 25 | 29 | 16 | 19 | 11 | 16 | 3 | 3 | 3 | - |
| 177 | 144 | 191 | 173 | 118 | 130 | 127 | 97 | 74 | 39 | 29 | 13 |
| 157 | 135 | 179 | 164 | 112 | 126 | 125 | 92 | 73 | 39 | 29 | 13 |
| 20 | 9 | 12 | 9 | 6 | 4 | 2 | 5 | 1 | - | - | - |
| 149 | 141 | 171 | 148 | 111 | 127 | 155 | 119 | 75 | 33 | 24 | 16 |
| 131 | 129 | 158 | 128 | 101 | 112 | 146 | 108 | 73 | 30 | 21 | 16 |
| 18 | 12 | 13 | 20 | 10 | 15 | 9 | 11 | 2 | 3 | 3 | - |
| 204 | 154 | 136 | 127 | 132 | 131 | 128 | 106 | 58 | 20 | 10 | 2 |
| 173 | 139 | 121 | 109 | 111 | 112 | 120 | 94 | 55 | 18 | 10 | 2 |
| 31 | 15 | 15 | 18 | 21 | 19 | 8 | 12 | 3 | 2 | - | - |
| 107 | 81 | 61 | 56 | 52 | 65 | 58 | 54 | 32 | 9 | 6 | 1 |
| 94 | 74 | 53 | 50 | 46 | 53 | 55 | 51 | 32 | 9 | 6 | 1 |
| 13 | 7 | 8 | 6 | 6 | 12 | 3 | 3 | - | - | - | - |
| 97 | 73 | 75 | 71 | 80 | 66 | 70 | 52 | 26 | 11 | 4 | 1 |
| 79 | 65 | 68 | 59 | 65 | 59 | 65 | 43 | 23 | 9 | 4 | 1 |
| 18 | 8 | 7 | 12 | 15 | 7 | 5 | 9 | 3 | 2 | - | - |
| 67 | 60 | 49 | 45 | 51 | 46 | 48 | 29 | 20 | 6 | 4 | 2 |
| 58 | 48 | 43 | 40 | 50 | 34 | 45 | 25 | 16 | 5 | 1 | 2 |
| 9 | 12 | 6 | 5 | 1 | 12 | 3 | 4 | 4 | 1 | 3 | - |
| 27 | 31 | 18 | 21 | 17 | 20 | 24 | 8 | 8 | 5 | 1 | - |
| 23 | 28 | 17 | 19 | 17 | 15 | 23 | 6 | 8 | 5 | 1 | - |
| 4 | 3 | 1 | 2 | - | 5 | 1 | 2 | - | - | - | - |
| 40 | 29 | 31 | 24 | 34 | 26 | 24 | 21 | 12 | 1 | 3 | 2 |
| 35 | 20 | 26 | 21 | 33 | 19 | 22 | 19 | 8 | - | - | 2 |
| 5 | 9 | 5 | 3 | 1 | 7 | 2 | 2 | 4 | 1 | 3 | - |

表 2-10 現住原住民年齡分配(續完)

單位：人

| 年底及鄉鎮市區別 End of Year & District | 性別 Sex | 原住民身分別 (平地或山地) Indigene by Status (Plain-land or Mountain) | 總計 Grand Total | 0-4歲 0-4 Years | 5-9歲 5-9 Years | 10-14歲 10-14 Years | 15-19歲 15-19 Years | 20-24歲 20-24 Years |
|------------------------------------|----------------------|---|----------------------|----------------------|----------------------|--------------------------|--------------------------|--------------------------|
| 仁愛區 Renai | 總計 Grand Total | 合計 Total | 308 | 18 | 41 | 31 | 28 | 22 |
| | | 平地 Plain-land | 208 | 13 | 23 | 23 | 18 | 16 |
| | | 山地 Mountain | 100 | 5 | 18 | 8 | 10 | 6 |
| | 男 Male | 合計 Total | 136 | 12 | 22 | 16 | 12 | 10 |
| | | 平地 Plain-land | 94 | 9 | 13 | 12 | 6 | 7 |
| | | 山地 Mountain | 42 | 3 | 9 | 4 | 6 | 3 |
| 中山區 Jhongshan | 女 Female | 合計 Total | 172 | 6 | 19 | 15 | 16 | 12 |
| | | 平地 Plain-land | 114 | 4 | 10 | 11 | 12 | 9 |
| | | 山地 Mountain | 58 | 2 | 9 | 4 | 4 | 3 |
| | 總計 Grand Total | 合計 Total | 493 | 34 | 22 | 27 | 50 | 66 |
| | | 平地 Plain-land | 317 | 21 | 16 | 14 | 31 | 45 |
| | | 山地 Mountain | 176 | 13 | 6 | 13 | 19 | 21 |
| 安樂區 Anle | 男 Male | 合計 Total | 194 | 17 | 12 | 18 | 21 | 25 |
| | | 平地 Plain-land | 122 | 10 | 7 | 7 | 14 | 17 |
| | | 山地 Mountain | 72 | 7 | 5 | 11 | 7 | 8 |
| | 女 Female | 合計 Total | 299 | 17 | 10 | 9 | 29 | 41 |
| | | 平地 Plain-land | 195 | 11 | 9 | 7 | 17 | 28 |
| | | 山地 Mountain | 104 | 6 | 1 | 2 | 12 | 13 |
| 信義區 Sinyi | 總計 Grand Total | 合計 Total | 1,142 | 84 | 84 | 80 | 118 | 95 |
| | | 平地 Plain-land | 903 | 66 | 64 | 65 | 95 | 74 |
| | | 山地 Mountain | 239 | 18 | 20 | 15 | 23 | 21 |
| | 男 Male | 合計 Total | 532 | 45 | 40 | 49 | 62 | 48 |
| | | 平地 Plain-land | 435 | 35 | 31 | 37 | 53 | 42 |
| | | 山地 Mountain | 97 | 10 | 9 | 12 | 9 | 6 |
| 信義區 Sinyi | 女 Female | 合計 Total | 610 | 39 | 44 | 31 | 56 | 47 |
| | | 平地 Plain-land | 468 | 31 | 33 | 28 | 42 | 32 |
| | | 山地 Mountain | 142 | 8 | 11 | 3 | 14 | 15 |
| | 總計 Grand Total | 合計 Total | 830 | 53 | 41 | 47 | 57 | 88 |
| | | 平地 Plain-land | 646 | 40 | 35 | 38 | 42 | 65 |
| | | 山地 Mountain | 184 | 13 | 6 | 9 | 15 | 23 |
| 信義區 Sinyi | 男 Male | 合計 Total | 381 | 35 | 19 | 23 | 26 | 35 |
| | | 平地 Plain-land | 315 | 28 | 17 | 20 | 17 | 29 |
| | | 山地 Mountain | 66 | 7 | 2 | 3 | 9 | 6 |
| | 女 Female | 合計 Total | 449 | 18 | 22 | 24 | 31 | 53 |
| | | 平地 Plain-land | 331 | 12 | 18 | 18 | 25 | 36 |
| | | 山地 Mountain | 118 | 6 | 4 | 6 | 6 | 17 |

資料來源：基隆市政府民政處 1222-02-03-2

Table 2-10 Resident Indigene by Age Group(Cont. End)

Unit: Persons

| 25-29歲 25-29 Years | 30-34歲 30-34 Years | 35-39歲 35-39 Years | 40-44歲 40-44 Years | 45-49歲 45-49 Years | 50-54歲 50-54 Years | 55-59歲 55-59 Years | 60-64歲 60-64 Years | 65-69歲 65-69 Years | 70-74歲 70-74 Years | 75-79歲 75-79 Years | 80歲以上 80 Years & Over |
|--------------------------|--------------------------|--------------------------|--------------------------|--------------------------|--------------------------|--------------------------|--------------------------|--------------------------|--------------------------|--------------------------|-----------------------------|
| 19 | 20 | 31 | 20 | 24 | 17 | 11 | 12 | 5 | 3 | 3 | 3 |
| 14 | 13 | 22 | 11 | 17 | 14 | 4 | 10 | 5 | 2 | 2 | 1 |
| 5 | 7 | 9 | 9 | 7 | 3 | 7 | 2 | - | 1 | 1 | 2 |
| 14 | 4 | 9 | 8 | 8 | 5 | 6 | 4 | 3 | 1 | 1 | 1 |
| 10 | 4 | 6 | 3 | 7 | 4 | 3 | 4 | 3 | 1 | 1 | 1 |
| 4 | - | 3 | 5 | 1 | 1 | 3 | - | - | - | - | - |
| 5 | 16 | 22 | 12 | 16 | 12 | 5 | 8 | 2 | 2 | 2 | 2 |
| 4 | 9 | 16 | 8 | 10 | 10 | 1 | 6 | 2 | 1 | 1 | - |
| 1 | 7 | 6 | 4 | 6 | 2 | 4 | 2 | - | 1 | 1 | 2 |
| 46 | 38 | 37 | 36 | 32 | 37 | 28 | 19 | 12 | 6 | - | 3 |
| 25 | 22 | 23 | 23 | 26 | 26 | 16 | 13 | 9 | 5 | - | 2 |
| 21 | 16 | 14 | 13 | 6 | 11 | 12 | 6 | 3 | 1 | - | 1 |
| 19 | 11 | 13 | 10 | 10 | 12 | 10 | 7 | 4 | 4 | - | 1 |
| 8 | 7 | 8 | 6 | 8 | 11 | 5 | 5 | 4 | 4 | - | 1 |
| 11 | 4 | 5 | 4 | 2 | 1 | 5 | 2 | - | - | - | - |
| 27 | 27 | 24 | 26 | 22 | 25 | 18 | 12 | 8 | 2 | - | 2 |
| 17 | 15 | 15 | 17 | 18 | 15 | 11 | 8 | 5 | 1 | - | 1 |
| 10 | 12 | 9 | 9 | 4 | 10 | 7 | 4 | 3 | 1 | - | 1 |
| 113 | 80 | 83 | 73 | 74 | 89 | 72 | 48 | 22 | 12 | 11 | 4 |
| 91 | 64 | 66 | 62 | 59 | 68 | 54 | 38 | 16 | 10 | 9 | 2 |
| 22 | 16 | 17 | 11 | 15 | 21 | 18 | 10 | 6 | 2 | 2 | 2 |
| 51 | 36 | 29 | 32 | 33 | 40 | 27 | 22 | 8 | 5 | 3 | 2 |
| 38 | 28 | 25 | 29 | 26 | 32 | 23 | 18 | 8 | 5 | 3 | 2 |
| 13 | 8 | 4 | 3 | 7 | 8 | 4 | 4 | - | - | - | - |
| 62 | 44 | 54 | 41 | 41 | 49 | 45 | 26 | 14 | 7 | 8 | 2 |
| 53 | 36 | 41 | 33 | 33 | 36 | 31 | 20 | 8 | 5 | 6 | - |
| 9 | 8 | 13 | 8 | 8 | 13 | 14 | 6 | 6 | 2 | 2 | 2 |
| 81 | 70 | 66 | 55 | 58 | 64 | 55 | 52 | 18 | 9 | 12 | 4 |
| 63 | 52 | 48 | 50 | 46 | 55 | 43 | 39 | 14 | 5 | 9 | 2 |
| 18 | 18 | 18 | 5 | 12 | 9 | 12 | 13 | 4 | 4 | 3 | 2 |
| 45 | 32 | 32 | 26 | 20 | 21 | 24 | 25 | 10 | 3 | 4 | 1 |
| 38 | 25 | 25 | 25 | 17 | 20 | 18 | 19 | 10 | 2 | 4 | 1 |
| 7 | 7 | 7 | 1 | 3 | 1 | 6 | 6 | - | 1 | - | - |
| 36 | 38 | 34 | 29 | 38 | 43 | 31 | 27 | 8 | 6 | 8 | 3 |
| 25 | 27 | 23 | 25 | 29 | 35 | 25 | 20 | 4 | 3 | 5 | 1 |
| 11 | 11 | 11 | 4 | 9 | 8 | 6 | 7 | 4 | 3 | 3 | 2 |

表 2-11 15歲以上現住原住民教育程度

單位：人

| 年底及 鄉鎮市區別 End of Year & District | 性別 Sex | 原住民身分別 (平地或山地) Indigene by Status (Plain-land or Mountain) | 總計 Grand Total | 識字者 | | |
|--|-------------------|---|----------------------|-------------|-----------------|--------------------|
| | | | | 合計 Total | 博士 Doctor | |
| | | | | | 畢業 Graduated | 肄業 Un-graduated |
| 98年底 End of 2009 | 總計 Grand Total | 合計 Total | 6,644 | 6,625 | - | - |
| | | 平地 Plain-land | 5,794 | 5,775 | - | - |
| | | 山地 Mountain | 850 | 850 | - | - |
| | 男 Male | 合計 Total | 3,223 | 3,218 | - | - |
| | | 平地 Plain-land | 2,913 | 2,908 | - | - |
| | | 山地 Mountain | 310 | 310 | - | - |
| 99年底 End of 2010 | 女 Female | 合計 Total | 3,421 | 3,407 | - | - |
| | | 平地 Plain-land | 2,881 | 2,867 | - | - |
| | | 山地 Mountain | 540 | 540 | - | - |
| | 總計 Grand Total | 合計 Total | 6,770 | 6,752 | - | - |
| | | 平地 Plain-land | 5,892 | 5,874 | - | - |
| | | 山地 Mountain | 878 | 878 | - | - |
| 100年底 End of 2011 | 男 Male | 合計 Total | 3,268 | 3,264 | - | - |
| | | 平地 Plain-land | 2,945 | 2,941 | - | - |
| | | 山地 Mountain | 323 | 323 | - | - |
| | 女 Female | 合計 Total | 3,502 | 3,488 | - | - |
| | | 平地 Plain-land | 2,947 | 2,933 | - | - |
| | | 山地 Mountain | 555 | 555 | - | - |
| 101年底 End of 2011 | 總計 Grand Total | 合計 Total | 6,897 | 6,881 | - | - |
| | | 平地 Plain-land | 5,975 | 5,959 | - | - |
| | | 山地 Mountain | 922 | 922 | - | - |
| | 男 Male | 合計 Total | 3,357 | 3,353 | - | - |
| | | 平地 Plain-land | 3,013 | 3,009 | - | - |
| | | 山地 Mountain | 344 | 344 | - | - |
| 101年底 End of 2012 | 女 Female | 合計 Total | 3,540 | 3,528 | - | - |
| | | 平地 Plain-land | 2,962 | 2,950 | - | - |
| | | 山地 Mountain | 578 | 578 | - | - |
| | 總計 Grand Total | 合計 Total | 7,018 | 7,002 | 1 | - |
| | | 平地 Plain-land | 6,070 | 6,054 | - | - |
| | | 山地 Mountain | 948 | 948 | 1 | - |
| 101年底 End of 2012 | 男 Male | 合計 Total | 3,409 | 3,405 | 1 | - |
| | | 平地 Plain-land | 3,046 | 3,042 | - | - |
| | | 山地 Mountain | 363 | 363 | 1 | - |
| | 女 Female | 合計 Total | 3,609 | 3,597 | - | - |
| | | 平地 Plain-land | 3,024 | 3,012 | - | - |
| | | 山地 Mountain | 585 | 585 | - | - |

資料來源：基隆市政府民政處 1511-00-03-2

Table 2-11 Educational Attainments of Resident Indigene Aged 15 and Over

Unit: Persons

| Literate | | | | | | | | |
|-----------------|--------------------|----------------------------|--------------------|---------------------------------|--------------------|----------------------|---|--|
| 碩士 Master | | 大學 University & College | | 二、三專 2-Year & 3-Year College | | 五專 5-Year College | | |
| 畢業 Graduated | 肄業 Un-graduated | 畢業 Graduated | 肄業 Un-graduated | 畢業 Graduated | 肄業 Un-graduated | 畢業 Graduated | 後二年 肄業 Last 2 Years Un-graduated | 前三年 肄業 First 3 Years Un-graduated |
| 10 | 9 | 254 | 297 | 215 | 112 | 120 | 27 | 66 |
| 6 | 9 | 209 | 252 | 183 | 97 | 93 | 22 | 53 |
| 4 | - | 45 | 45 | 32 | 15 | 27 | 5 | 13 |
| 5 | 8 | 104 | 150 | 86 | 61 | 42 | 10 | 13 |
| 4 | 8 | 84 | 131 | 69 | 53 | 33 | 9 | 8 |
| 1 | - | 20 | 19 | 17 | 8 | 9 | 1 | 5 |
| 5 | 1 | 150 | 147 | 129 | 51 | 78 | 17 | 53 |
| 2 | 1 | 125 | 121 | 114 | 44 | 60 | 13 | 45 |
| 3 | - | 25 | 26 | 15 | 7 | 18 | 4 | 8 |
| 10 | 15 | 289 | 355 | 211 | 119 | 125 | 25 | 73 |
| 6 | 13 | 241 | 297 | 181 | 103 | 96 | 19 | 59 |
| 4 | 2 | 48 | 58 | 30 | 16 | 29 | 6 | 14 |
| 7 | 11 | 119 | 163 | 89 | 65 | 43 | 10 | 13 |
| 5 | 10 | 96 | 140 | 72 | 56 | 34 | 9 | 8 |
| 2 | 1 | 23 | 23 | 17 | 9 | 9 | 1 | 5 |
| 3 | 4 | 170 | 192 | 122 | 54 | 82 | 15 | 60 |
| 1 | 3 | 145 | 157 | 109 | 47 | 62 | 10 | 51 |
| 2 | 1 | 25 | 35 | 13 | 7 | 20 | 5 | 9 |
| 15 | 13 | 293 | 355 | 214 | 111 | 126 | 30 | 72 |
| 8 | 12 | 243 | 298 | 181 | 95 | 95 | 24 | 57 |
| 7 | 1 | 50 | 57 | 33 | 16 | 31 | 6 | 15 |
| 11 | 9 | 126 | 162 | 96 | 60 | 43 | 11 | 12 |
| 6 | 9 | 102 | 140 | 75 | 49 | 34 | 10 | 8 |
| 5 | - | 24 | 22 | 21 | 11 | 9 | 1 | 4 |
| 4 | 4 | 167 | 193 | 118 | 51 | 83 | 19 | 60 |
| 2 | 3 | 141 | 158 | 106 | 46 | 61 | 14 | 49 |
| 2 | 1 | 26 | 35 | 12 | 5 | 22 | 5 | 11 |
| 16 | 28 | 359 | 462 | 213 | 133 | 126 | 29 | 83 |
| 10 | 24 | 293 | 390 | 178 | 110 | 98 | 22 | 68 |
| 6 | 4 | 66 | 72 | 35 | 23 | 28 | 7 | 15 |
| 11 | 17 | 156 | 221 | 98 | 75 | 44 | 9 | 14 |
| 7 | 16 | 127 | 188 | 75 | 59 | 33 | 8 | 9 |
| 4 | 1 | 29 | 33 | 23 | 16 | 11 | 1 | 5 |
| 5 | 11 | 203 | 241 | 115 | 58 | 82 | 20 | 69 |
| 3 | 8 | 166 | 202 | 103 | 51 | 65 | 14 | 59 |
| 2 | 3 | 37 | 39 | 12 | 7 | 17 | 6 | 10 |

表 2-11 15歲以上現住原住民教育程度(續1)

單位：人

| 年底及 鄉鎮市區別 End of Year & District | 性別 Sex | 原住民身分別 (平地或山地) Indigene by Status (Plain-land or Mountain) | 識字者 | |
|--|-------------------|---|--------------------------|--------------------|
| | | | 高中 Senior High School | |
| | | | 畢業 Graduated | 肄業 Un-graduated |
| 98年底 End of 2009 | 總計 Grand Total | 合計 Total 平地 Plain-land 山地 Mountain | 400 339 61 | 279 231 48 |
| | 男 Male | 合計 Total 平地 Plain-land 山地 Mountain | 233 200 33 | 134 118 16 |
| | 女 Female | 合計 Total 平地 Plain-land 山地 Mountain | 167 139 28 | 145 113 32 |
| | 總計 Grand Total | 合計 Total 平地 Plain-land 山地 Mountain | 407 347 60 | 292 243 49 |
| | 男 Male | 合計 Total 平地 Plain-land 山地 Mountain | 231 203 28 | 140 122 18 |
| | 女 Female | 合計 Total 平地 Plain-land 山地 Mountain | 176 144 32 | 152 121 31 |
| 100年底 End of 2011 | 總計 Grand Total | 合計 Total 平地 Plain-land 山地 Mountain | 420 355 65 | 309 256 53 |
| | 男 Male | 合計 Total 平地 Plain-land 山地 Mountain | 233 205 28 | 157 135 22 |
| | 女 Female | 合計 Total 平地 Plain-land 山地 Mountain | 187 150 37 | 152 121 31 |
| | 總計 Grand Total | 合計 Total 平地 Plain-land 山地 Mountain | 398 343 55 | 321 269 52 |
| | 男 Male | 合計 Total 平地 Plain-land 山地 Mountain | 213 192 21 | 150 130 20 |
| | 女 Female | 合計 Total 平地 Plain-land 山地 Mountain | 185 151 34 | 171 139 32 |
| 101年底 End of 2012 | 總計 Grand Total | 合計 Total 平地 Plain-land 山地 Mountain | 398 343 55 | 321 269 52 |
| | 男 Male | 合計 Total 平地 Plain-land 山地 Mountain | 213 192 21 | 150 130 20 |
| | 女 Female | 合計 Total 平地 Plain-land 山地 Mountain | 185 151 34 | 171 139 32 |

資料來源：基隆市政府民政處 1511-00-03-2

Table 2-11 Educational Attainments of Resident Indigene Aged 15 and Over(Cont. 1)

Unit: Persons

| Literate | | | | | | | 不識字 Illiterate | 不詳 Unspecified |
|------------------------------|--------------------|--|--------------------|----------------------|--------------------|------------------|-------------------|-------------------|
| 高職 Vocational High School | | 國中(初職) Junior High School (Junior Vocational School) | | 小學 Primary School | | 自修 Self-Study | | |
| 畢業 Graduated | 肄業 Un-graduated | 畢業 Graduated | 肄業 Un-graduated | 畢業 Graduated | 肄業 Un-graduated | | | |
| 1144 | 774 | 1502 | 325 | 971 | 115 | 5 | 19 | - |
| 1005 | 675 | 1343 | 279 | 869 | 105 | 5 | 19 | - |
| 139 | 99 | 159 | 46 | 102 | 10 | - | - | - |
| 566 | 407 | 774 | 145 | 436 | 40 | 4 | 5 | - |
| 512 | 357 | 731 | 136 | 413 | 38 | 4 | 5 | - |
| 54 | 50 | 43 | 9 | 23 | 2 | - | - | - |
| 578 | 367 | 728 | 180 | 535 | 75 | 1 | 14 | - |
| 493 | 318 | 612 | 143 | 456 | 67 | 1 | 14 | - |
| 85 | 49 | 116 | 37 | 79 | 8 | - | - | - |
| 1191 | 775 | 1490 | 315 | 939 | 115 | 6 | 18 | - |
| 1040 | 671 | 1335 | 268 | 843 | 106 | 6 | 18 | - |
| 151 | 104 | 155 | 47 | 96 | 9 | - | - | - |
| 575 | 426 | 776 | 137 | 411 | 43 | 5 | 4 | - |
| 519 | 374 | 732 | 124 | 391 | 41 | 5 | 4 | - |
| 56 | 52 | 44 | 13 | 20 | 2 | - | - | - |
| 616 | 349 | 714 | 178 | 528 | 72 | 1 | 14 | - |
| 521 | 297 | 603 | 144 | 452 | 65 | 1 | 14 | - |
| 95 | 52 | 111 | 34 | 76 | 7 | - | - | - |
| 1182 | 766 | 1599 | 297 | 955 | 119 | 5 | 16 | - |
| 1025 | 658 | 1425 | 256 | 856 | 110 | 5 | 16 | - |
| 157 | 108 | 174 | 41 | 99 | 9 | - | - | - |
| 579 | 420 | 834 | 135 | 415 | 46 | 4 | 4 | - |
| 516 | 367 | 785 | 125 | 396 | 43 | 4 | 4 | - |
| 63 | 53 | 49 | 10 | 19 | 3 | - | - | - |
| 603 | 346 | 765 | 162 | 540 | 73 | 1 | 12 | - |
| 509 | 291 | 640 | 131 | 460 | 67 | 1 | 12 | - |
| 94 | 55 | 125 | 31 | 80 | 6 | - | - | - |
| 1212 | 782 | 1464 | 312 | 940 | 118 | 5 | 16 | - |
| 1057 | 663 | 1307 | 259 | 845 | 113 | 5 | 16 | - |
| 155 | 119 | 157 | 53 | 95 | 5 | - | - | - |
| 582 | 449 | 777 | 137 | 403 | 44 | 4 | 4 | - |
| 522 | 390 | 730 | 121 | 387 | 44 | 4 | 4 | - |
| 60 | 59 | 47 | 16 | 16 | - | - | - | - |
| 630 | 333 | 687 | 175 | 537 | 74 | 1 | 12 | - |
| 535 | 273 | 577 | 138 | 458 | 69 | 1 | 12 | - |
| 95 | 60 | 110 | 37 | 79 | 5 | - | - | - |

表 2-11 15歲以上現住原住民教育程度(續2)

單位：人

| 年底及 鄉鎮市區別 End of Year & District | 性別 Sex | 原住民身分別 (平地或山地) Indigene by Status (Plain-land or Mountain) | 總計 Grand Total | 識字者 | | |
|--|-------------------|---|----------------------|-------------|-----------------|--------------------|
| | | | | 合計 Total | 博士 Doctor | |
| | | | | | 畢業 Graduated | 肄業 Un-graduated |
| 102年底 End of 2013 | 總計 Grand Total | 合計 Total | 7,119 | 7,102 | 1 | - |
| | | 平地 Plain-land | 6,133 | 6,116 | - | - |
| | | 山地 Mountain | 986 | 986 | 1 | - |
| | 男 Male | 合計 Total | 3,457 | 3,452 | 1 | - |
| | | 平地 Plain-land | 3,081 | 3,076 | - | - |
| | | 山地 Mountain | 376 | 376 | 1 | - |
| 103年底 End of 2014 | 女 Female | 合計 Total | 3,662 | 3,650 | - | - |
| | | 平地 Plain-land | 3,052 | 3,040 | - | - |
| | | 山地 Mountain | 610 | 610 | - | - |
| | 總計 Grand Total | 合計 Total | 7,159 | 7,146 | 2 | 1 |
| | | 平地 Plain-land | 6,164 | 6,151 | 1 | 1 |
| | | 山地 Mountain | 995 | 995 | 1 | - |
| 104年底 End of 2015 | 男 Male | 合計 Total | 3,466 | 3,463 | 2 | - |
| | | 平地 Plain-land | 3,088 | 3,085 | 1 | - |
| | | 山地 Mountain | 378 | 378 | 1 | - |
| | 女 Female | 合計 Total | 3,693 | 3,683 | - | 1 |
| | | 平地 Plain-land | 3,076 | 3,066 | - | 1 |
| | | 山地 Mountain | 617 | 617 | - | - |
| 105年底 End of 2016 | 總計 Grand Total | 合計 Total | 7,299 | 7,283 | 2 | - |
| | | 平地 Plain-land | 6,251 | 6,235 | 1 | - |
| | | 山地 Mountain | 1,048 | 1,048 | 1 | - |
| | 男 Male | 合計 Total | 3,515 | 3,512 | 2 | - |
| | | 平地 Plain-land | 3,116 | 3,113 | 1 | - |
| | | 山地 Mountain | 399 | 399 | 1 | - |
| 106年底 End of 2017 | 女 Female | 合計 Total | 3,784 | 3,771 | - | - |
| | | 平地 Plain-land | 3,135 | 3,122 | - | - |
| | | 山地 Mountain | 649 | 649 | - | - |
| | 總計 Grand Total | 合計 Total | 7,443 | 7,423 | 2 | - |
| | | 平地 Plain-land | 6,365 | 6,346 | 1 | - |
| | | 山地 Mountain | 1,078 | 1,077 | 1 | - |
| 105年底 End of 2016 | 男 Male | 合計 Total | 3,584 | 3,581 | 2 | - |
| | | 平地 Plain-land | 3,173 | 3,170 | 1 | - |
| | | 山地 Mountain | 411 | 411 | 1 | - |
| | 女 Female | 合計 Total | 3,859 | 3,842 | - | - |
| | | 平地 Plain-land | 3,192 | 3,176 | - | - |
| | | 山地 Mountain | 667 | 666 | - | - |
| 106年底 End of 2017 | 總計 Grand Total | 合計 Total | 7,529 | 7,515 | 2 | - |
| | | 平地 Plain-land | 6,438 | 6,424 | 1 | - |
| | | 山地 Mountain | 1,091 | 1,091 | 1 | - |
| | 男 Male | 合計 Total | 3,611 | 3,608 | 2 | - |
| | | 平地 Plain-land | 3,200 | 3,197 | 1 | - |
| | | 山地 Mountain | 411 | 411 | 1 | - |
| | 女 Female | 合計 Total | 3,918 | 3,907 | - | - |
| | 平地 Plain-land | 3,238 | 3,227 | - | - | |
| | 山地 Mountain | 680 | 680 | - | - | |

資料來源：基隆市政府民政處 1511-00-03-2

Table 2-11 Educational Attainments of Resident Indigene Aged 15 and Over(Cont. 2)

Unit: Persons

| Literate | | | | | | | | |
|-----------------|--------------------|----------------------------|--------------------|---------------------------------|--------------------|----------------------|---|--|
| 碩士 Master | | 大學 University & College | | 二、三專 2-Year & 3-Year College | | 五專 5-Year College | | |
| 畢業 Graduated | 肄業 Un-graduated | 畢業 Graduated | 肄業 Un-graduated | 畢業 Graduated | 肄業 Un-graduated | 畢業 Graduated | 後二年 肄業 Last 2 Years Un-graduated | 前三年 肄業 First 3 Years Un-graduated |
| 20 | 34 | 394 | 535 | 225 | 130 | 130 | 28 | 99 |
| 13 | 29 | 322 | 443 | 189 | 109 | 99 | 21 | 79 |
| 7 | 5 | 72 | 92 | 36 | 21 | 31 | 7 | 20 |
| 13 | 21 | 164 | 255 | 108 | 71 | 44 | 10 | 17 |
| 9 | 19 | 135 | 214 | 84 | 58 | 32 | 9 | 13 |
| 4 | 2 | 29 | 41 | 24 | 13 | 12 | 1 | 4 |
| 7 | 13 | 230 | 280 | 117 | 59 | 86 | 18 | 82 |
| 4 | 10 | 187 | 229 | 105 | 51 | 67 | 12 | 66 |
| 3 | 3 | 43 | 51 | 12 | 8 | 19 | 6 | 16 |
| 28 | 28 | 432 | 571 | 229 | 126 | 126 | 25 | 116 |
| 20 | 24 | 355 | 465 | 191 | 107 | 95 | 19 | 93 |
| 8 | 4 | 77 | 106 | 38 | 19 | 31 | 6 | 23 |
| 18 | 16 | 182 | 274 | 98 | 72 | 42 | 10 | 26 |
| 13 | 15 | 153 | 230 | 75 | 58 | 30 | 9 | 20 |
| 5 | 1 | 29 | 44 | 23 | 14 | 12 | 1 | 6 |
| 10 | 12 | 250 | 297 | 131 | 54 | 84 | 15 | 90 |
| 7 | 9 | 202 | 235 | 116 | 49 | 65 | 10 | 73 |
| 3 | 3 | 48 | 62 | 15 | 5 | 19 | 5 | 17 |
| 28 | 37 | 479 | 593 | 236 | 127 | 123 | 23 | 119 |
| 21 | 29 | 386 | 491 | 195 | 108 | 95 | 16 | 95 |
| 7 | 8 | 93 | 102 | 41 | 19 | 28 | 7 | 24 |
| 21 | 20 | 195 | 293 | 104 | 72 | 40 | 10 | 28 |
| 16 | 16 | 161 | 250 | 80 | 57 | 29 | 9 | 22 |
| 5 | 4 | 34 | 43 | 24 | 15 | 11 | 1 | 6 |
| 7 | 17 | 284 | 300 | 132 | 55 | 83 | 13 | 91 |
| 5 | 13 | 225 | 241 | 115 | 51 | 66 | 7 | 73 |
| 2 | 4 | 59 | 59 | 17 | 4 | 17 | 6 | 18 |
| 32 | 41 | 538 | 607 | 229 | 124 | 129 | 25 | 130 |
| 22 | 33 | 438 | 501 | 187 | 106 | 102 | 17 | 107 |
| 10 | 8 | 100 | 106 | 42 | 18 | 27 | 8 | 23 |
| 18 | 22 | 219 | 303 | 102 | 66 | 38 | 11 | 33 |
| 12 | 17 | 183 | 257 | 78 | 53 | 29 | 10 | 27 |
| 6 | 5 | 36 | 46 | 24 | 13 | 9 | 1 | 6 |
| 14 | 19 | 319 | 304 | 127 | 58 | 91 | 14 | 97 |
| 10 | 16 | 255 | 244 | 109 | 53 | 73 | 7 | 80 |
| 4 | 3 | 64 | 60 | 18 | 5 | 18 | 7 | 17 |
| 38 | 40 | 578 | 639 | 241 | 123 | 136 | 30 | 128 |
| 26 | 33 | 470 | 515 | 199 | 103 | 105 | 20 | 106 |
| 12 | 7 | 108 | 124 | 42 | 20 | 31 | 10 | 22 |
| 23 | 20 | 236 | 322 | 106 | 64 | 39 | 14 | 33 |
| 15 | 16 | 200 | 269 | 82 | 50 | 30 | 12 | 28 |
| 8 | 4 | 36 | 53 | 24 | 14 | 9 | 2 | 5 |
| 15 | 20 | 342 | 317 | 135 | 59 | 97 | 16 | 95 |
| 11 | 17 | 270 | 246 | 117 | 53 | 75 | 8 | 78 |
| 4 | 3 | 72 | 71 | 18 | 6 | 22 | 8 | 17 |

表 2-11 15歲以上現住原住民教育程度(續3)

單位：人

| 年底及 鄉鎮市區別 End of Year & District | 性別 Sex | 原住民身分別 (平地或山地) Indigene by Status (Plain-land or Mountain) | 識字者 | |
|--|-------------------|---|--------------------------|--------------------|
| | | | 高中 Senior High School | |
| | | | 畢業 Graduated | 肄業 Un-graduated |
| 102年底 End of 2013 | 總計 Grand Total | 合計 Total | 396 | 315 |
| | | 平地 Plain-land | 344 | 264 |
| | | 山地 Mountain | 52 | 51 |
| | 男 Male | 合計 Total | 213 | 145 |
| | | 平地 Plain-land | 190 | 126 |
| | 山地 Mountain | 23 | 19 | |
| | 女 Female | 合計 Total | 183 | 170 |
| | | 平地 Plain-land | 154 | 138 |
| | | 山地 Mountain | 29 | 32 |
| | 總計 Grand Total | 合計 Total | 407 | 309 |
| | | 平地 Plain-land | 354 | 263 |
| | | 山地 Mountain | 53 | 46 |
| 103年底 End of 2014 | 男 Male | 合計 Total | 219 | 148 |
| | | 平地 Plain-land | 195 | 132 |
| | | 山地 Mountain | 24 | 16 |
| | 女 Female | 合計 Total | 188 | 161 |
| | | 平地 Plain-land | 159 | 131 |
| | | 山地 Mountain | 29 | 30 |
| | 總計 Grand Total | 合計 Total | 419 | 312 |
| | | 平地 Plain-land | 360 | 264 |
| | | 山地 Mountain | 59 | 48 |
| 104年底 End of 2015 | 男 Male | 合計 Total | 226 | 149 |
| | | 平地 Plain-land | 200 | 136 |
| | | 山地 Mountain | 26 | 13 |
| | 女 Female | 合計 Total | 193 | 163 |
| | | 平地 Plain-land | 160 | 128 |
| | | 山地 Mountain | 33 | 35 |
| | 總計 Grand Total | 合計 Total | 435 | 321 |
| | | 平地 Plain-land | 378 | 268 |
| | | 山地 Mountain | 57 | 53 |
| 105年底 End of 2016 | 男 Male | 合計 Total | 235 | 155 |
| | | 平地 Plain-land | 209 | 137 |
| | | 山地 Mountain | 26 | 18 |
| | 女 Female | 合計 Total | 200 | 166 |
| | | 平地 Plain-land | 169 | 131 |
| | | 山地 Mountain | 31 | 35 |
| | 總計 Grand Total | 合計 Total | 441 | 332 |
| | | 平地 Plain-land | 382 | 277 |
| | | 山地 Mountain | 59 | 55 |
| 106年底 End of 2017 | 男 Male | 合計 Total | 239 | 157 |
| | | 平地 Plain-land | 212 | 139 |
| | | 山地 Mountain | 27 | 18 |
| | 女 Female | 合計 Total | 202 | 175 |
| | | 平地 Plain-land | 170 | 138 |
| | | 山地 Mountain | 32 | 37 |

資料來源：基隆市政府民政處 1511-00-03-2

Table 2-11 Educational Attainments of Resident Indigene Aged 15 and Over(Cont. 3)

Unit: Persons

| Literate | | | | | | 自修 Self-Study | 不識字 Illiterate | 不詳 Unspecified |
|------------------------------|--------------------|--|--------------------|----------------------|--------------------|------------------|-------------------|-------------------|
| 高職 Vocational High School | | 國中(初職) Junior High School (Junior Vocational School) | | 小學 Primary School | | | | |
| 畢業 Graduated | 肄業 Un-graduated | 畢業 Graduated | 肄業 Un-graduated | 畢業 Graduated | 肄業 Un-graduated | | | |
| 1211 | 775 | 1458 | 282 | 933 | 130 | 6 | 17 | - |
| 1050 | 654 | 1299 | 236 | 836 | 123 | 6 | 17 | - |
| 161 | 121 | 159 | 46 | 97 | 7 | - | - | - |
| 598 | 446 | 769 | 128 | 399 | 45 | 5 | 5 | - |
| 537 | 380 | 724 | 114 | 382 | 45 | 5 | 5 | - |
| 61 | 66 | 45 | 14 | 17 | - | - | - | - |
| 613 | 329 | 689 | 154 | 534 | 85 | 1 | 12 | - |
| 513 | 274 | 575 | 122 | 454 | 78 | 1 | 12 | - |
| 100 | 55 | 114 | 32 | 80 | 7 | - | - | - |
| 1240 | 774 | 1438 | 264 | 885 | 139 | 6 | 13 | - |
| 1074 | 652 | 1286 | 221 | 796 | 128 | 6 | 13 | - |
| 166 | 122 | 152 | 43 | 89 | 11 | - | - | - |
| 619 | 446 | 748 | 114 | 376 | 48 | 5 | 3 | - |
| 556 | 377 | 707 | 103 | 359 | 47 | 5 | 3 | - |
| 63 | 69 | 41 | 11 | 17 | 1 | - | - | - |
| 621 | 328 | 690 | 150 | 509 | 91 | 1 | 10 | - |
| 518 | 275 | 579 | 118 | 437 | 81 | 1 | 10 | - |
| 103 | 53 | 111 | 32 | 72 | 10 | - | - | - |
| 1245 | 809 | 1439 | 285 | 859 | 141 | 5 | 16 | - |
| 1071 | 681 | 1282 | 233 | 770 | 130 | 5 | 16 | - |
| 174 | 128 | 157 | 52 | 89 | 11 | - | - | - |
| 619 | 439 | 750 | 125 | 359 | 55 | 4 | 3 | - |
| 551 | 371 | 707 | 108 | 343 | 51 | 4 | 3 | - |
| 68 | 68 | 43 | 17 | 16 | 4 | - | - | - |
| 626 | 370 | 689 | 160 | 500 | 86 | 1 | 13 | - |
| 520 | 310 | 575 | 125 | 427 | 79 | 1 | 13 | - |
| 106 | 60 | 114 | 35 | 73 | 7 | - | - | - |
| 1261 | 843 | 1452 | 271 | 849 | 134 | 5 | 14 | - |
| 1085 | 699 | 1293 | 218 | 764 | 128 | 5 | 14 | - |
| 176 | 144 | 159 | 53 | 85 | 6 | - | - | - |
| 622 | 472 | 754 | 120 | 350 | 53 | 4 | 3 | - |
| 556 | 396 | 709 | 102 | 337 | 53 | 4 | 3 | - |
| 66 | 76 | 45 | 18 | 13 | - | - | - | - |
| 639 | 371 | 698 | 151 | 499 | 81 | 1 | 11 | - |
| 529 | 303 | 584 | 116 | 427 | 75 | 1 | 11 | - |
| 110 | 68 | 114 | 35 | 72 | 6 | - | - | - |
| 1277 | 852 | 1435 | 254 | 828 | 136 | 5 | 14 | - |
| 1,096 | 721 | 1,282 | 208 | 749 | 126 | 5 | 14 | - |
| 181 | 131 | 153 | 46 | 79 | 10 | - | - | - |
| 621 | 479 | 743 | 113 | 337 | 56 | 4 | 3 | - |
| 552 | 410 | 700 | 98 | 327 | 52 | 4 | 3 | - |
| 69 | 69 | 43 | 15 | 10 | 4 | - | - | - |
| 656 | 373 | 692 | 141 | 491 | 80 | 1 | 11 | - |
| 544 | 311 | 582 | 110 | 422 | 74 | 1 | 11 | - |
| 112 | 62 | 110 | 31 | 69 | 6 | - | - | - |

表 2-11 15歲以上現住原住民教育程度(續4)

單位：人

| 年底及 鄉鎮市區別 End of Year & District | 性別 Sex | 原住民身分別 (平地或山地) Indigene by Status (Plain-land or Mountain) | 總計 Grand Total | 識字者 | | |
|--|-------------------|---|----------------------|-------------|-----------------|--------------------|
| | | | | 合計 Total | 博士 Doctor | |
| | | | | | 畢業 Graduated | 肄業 Un-graduated |
| 107年底 End of 2018 | 總計 Grand Total | 合計 Total | 7,538 | 7,523 | 2 | 1 |
| | | 平地 Plain-land | 6,440 | 6,425 | 1 | - |
| | | 山地 Mountain | 1,098 | 1,098 | 1 | 1 |
| | 男 Male | 合計 Total | 3,591 | 3,588 | 2 | - |
| | | 平地 Plain-land | 3,172 | 3,169 | 1 | - |
| | | 山地 Mountain | 419 | 419 | 1 | - |
| | 女 Female | 合計 Total | 3,947 | 3,935 | - | 1 |
| | | 平地 Plain-land | 3,268 | 3,256 | - | - |
| | | 山地 Mountain | 679 | 679 | - | 1 |
| 中正區 Jhongheng | 總計 Grand Total | 合計 Total | 3,223 | 3,212 | 1 | - |
| | | 平地 Plain-land | 2,962 | 2,951 | - | - |
| | | 山地 Mountain | 261 | 261 | 1 | - |
| | 男 Male | 合計 Total | 1,665 | 1,663 | 1 | - |
| | | 平地 Plain-land | 1,556 | 1,554 | - | - |
| | | 山地 Mountain | 109 | 109 | 1 | - |
| | 女 Female | 合計 Total | 1,558 | 1,549 | - | - |
| | | 平地 Plain-land | 1,406 | 1,397 | - | - |
| | | 山地 Mountain | 152 | 152 | - | - |
| 七堵區 Cidu | 總計 Grand Total | 合計 Total | 1,566 | 1,565 | - | - |
| | | 平地 Plain-land | 1,363 | 1,362 | - | - |
| | | 山地 Mountain | 203 | 203 | - | - |
| | 男 Male | 合計 Total | 747 | 747 | - | - |
| | | 平地 Plain-land | 661 | 661 | - | - |
| | | 山地 Mountain | 86 | 86 | - | - |
| | 女 Female | 合計 Total | 819 | 818 | - | - |
| | | 平地 Plain-land | 702 | 701 | - | - |
| | | 山地 Mountain | 117 | 117 | - | - |
| 暖暖區 Nuannuan | 總計 Grand Total | 合計 Total | 538 | 538 | - | 1 |
| | | 平地 Plain-land | 459 | 459 | - | - |
| | | 山地 Mountain | 79 | 79 | - | 1 |
| | 男 Male | 合計 Total | 244 | 244 | - | - |
| | | 平地 Plain-land | 215 | 215 | - | - |
| | | 山地 Mountain | 29 | 29 | - | - |
| | 女 Female | 合計 Total | 294 | 294 | - | 1 |
| | | 平地 Plain-land | 244 | 244 | - | - |
| | | 山地 Mountain | 50 | 50 | - | 1 |

資料來源：基隆市政府民政處 1511-00-03-2

Table 2-11 Educational Attainments of Resident Indigene Aged 15 and Over(Cont. 4)

Unit: Persons

| Literate | | | | | | | | | |
|-----------------|--------------------|----------------------------|--------------------|---------------------------------|--------------------|----------------------|---|--|--|
| 碩士 Master | | 大學 University & College | | 二、三專 2-Year & 3-Year College | | 五專 5-Year College | | | |
| 畢業 Graduated | 肄業 Un-graduated | 畢業 Graduated | 肄業 Un-graduated | 畢業 Graduated | 肄業 Un-graduated | 畢業 Graduated | 後二年 肄業 Last 2 Years Un-graduated | 前三年 肄業 First 3 Years Un-graduated | |
| 42 | 37 | 630 | 658 | 233 | 130 | 143 | 25 | 123 | |
| 29 | 31 | 509 | 535 | 195 | 112 | 109 | 19 | 103 | |
| 13 | 6 | 121 | 123 | 38 | 18 | 34 | 6 | 20 | |
| 26 | 16 | 254 | 326 | 101 | 67 | 39 | 13 | 34 | |
| 16 | 12 | 212 | 271 | 80 | 54 | 30 | 11 | 31 | |
| 10 | 4 | 42 | 55 | 21 | 13 | 9 | 2 | 3 | |
| 16 | 21 | 376 | 332 | 132 | 63 | 104 | 12 | 89 | |
| 13 | 19 | 297 | 264 | 115 | 58 | 79 | 8 | 72 | |
| 3 | 2 | 79 | 68 | 17 | 5 | 25 | 4 | 17 | |
| 12 | 10 | 226 | 246 | 83 | 50 | 48 | 11 | 57 | |
| 9 | 9 | 196 | 219 | 76 | 47 | 41 | 8 | 49 | |
| 3 | 1 | 30 | 27 | 7 | 3 | 7 | 3 | 8 | |
| 10 | 8 | 96 | 124 | 34 | 29 | 13 | 6 | 21 | |
| 7 | 7 | 80 | 112 | 29 | 27 | 11 | 4 | 21 | |
| 3 | 1 | 16 | 12 | 5 | 2 | 2 | 2 | - | |
| 2 | 2 | 130 | 122 | 49 | 21 | 35 | 5 | 36 | |
| 2 | 2 | 116 | 107 | 47 | 20 | 30 | 4 | 28 | |
| - | - | 14 | 15 | 2 | 1 | 5 | 1 | 8 | |
| 6 | 8 | 121 | 117 | 41 | 30 | 36 | 5 | 23 | |
| 5 | 8 | 105 | 102 | 38 | 27 | 28 | 5 | 18 | |
| 1 | - | 16 | 15 | 3 | 3 | 8 | - | 5 | |
| 2 | - | 52 | 52 | 19 | 14 | 11 | 4 | 3 | |
| 1 | - | 46 | 46 | 17 | 12 | 9 | 4 | 3 | |
| 1 | - | 6 | 6 | 2 | 2 | 2 | - | - | |
| 4 | 8 | 69 | 65 | 22 | 16 | 25 | 1 | 20 | |
| 4 | 8 | 59 | 56 | 21 | 15 | 19 | 1 | 15 | |
| - | - | 10 | 9 | 1 | 1 | 6 | - | 5 | |
| 5 | 2 | 50 | 58 | 17 | 8 | 14 | 1 | 7 | |
| 3 | 1 | 44 | 48 | 16 | 7 | 10 | 1 | 6 | |
| 2 | 1 | 6 | 10 | 1 | 1 | 4 | - | 1 | |
| 4 | 1 | 16 | 30 | 6 | 2 | 4 | 1 | 3 | |
| 2 | - | 14 | 27 | 6 | 1 | 2 | 1 | 2 | |
| 2 | 1 | 2 | 3 | - | 1 | 2 | - | 1 | |
| 1 | 1 | 34 | 28 | 11 | 6 | 10 | - | 4 | |
| 1 | 1 | 30 | 21 | 10 | 6 | 8 | - | 4 | |
| - | - | 4 | 7 | 1 | - | 2 | - | - | |

表 2-11 15歲以上現住原住民教育程度(續5)

單位：人

| 年底及 鄉鎮市區別 End of Year & District | 性別 Sex | 原住民身分別 (平地或山地) Indigene by Status (Plain-land or Mountain) | 識字者 | | |
|--|-------------------|---|---|-------------------------|----------------------|
| | | | 高中 Senior High School | | |
| | | | 畢業 Graduated | 肄業 Un-graduated | |
| 107年底 End of 2018 | 總計 Grand Total | 合計 Total 平地 Plain-land 山地 Mountain | 432 373 59 | 337 285 52 | |
| | 男 Male | 合計 Total 平地 Plain-land 山地 Mountain | 229 203 26 | 156 136 20 | |
| | 女 Female | 合計 Total 平地 Plain-land 山地 Mountain | 203 170 33 | 181 149 32 | |
| | 總計 Grand Total | 合計 Total 平地 Plain-land 山地 Mountain | 165 156 9 | 127 115 12 | |
| | 中正區 Jhongheng | 男 Male | 合計 Total 平地 Plain-land 山地 Mountain | 99 95 4 | 68 63 5 |
| | 女 Female | 合計 Total 平地 Plain-land 山地 Mountain | 66 61 5 | 59 52 7 | |
| 七堵區 Cidu | 總計 Grand Total | 合計 Total 平地 Plain-land 山地 Mountain | 109 91 18 | 78 67 11 | |
| | 男 Male | 合計 Total 平地 Plain-land 山地 Mountain | 54 48 6 | 36 32 4 | |
| | 女 Female | 合計 Total 平地 Plain-land 山地 Mountain | 55 43 12 | 42 35 7 | |
| | 總計 Grand Total | 合計 Total 平地 Plain-land 山地 Mountain | 22 21 1 | 17 14 3 | |
| 暖暖區 Nuannuan | 男 Male | 合計 Total 平地 Plain-land 山地 Mountain | 11 11 - | 9 7 2 | |
| | 女 Female | 合計 Total 平地 Plain-land 山地 Mountain | 11 10 1 | 8 7 1 | |

資料來源：基隆市政府民政處 1511-00-03-2

Table 2-11 Educational Attainments of Resident Indigene Aged 15 and Over(Cont. 5)

Unit: Persons

| Literate | | | | | | | 自修 Self-Study | 不識字 Illiterate | 不詳 Unspecified |
|------------------------------|--------------------|--|--------------------|----------------------|--------------------|----------|------------------|-------------------|-------------------|
| 高職 Vocational High School | | 國中(初職) Junior High School (Junior Vocational School) | | 小學 Primary School | | | | | |
| 畢業 Graduated | 肄業 Un-graduated | 畢業 Graduated | 肄業 Un-graduated | 畢業 Graduated | 肄業 Un-graduated | | | | |
| 1272 | 865 | 1384 | 262 | 806 | 136 | 5 | 15 | - | |
| 1,088 | 732 | 1,234 | 213 | 727 | 125 | 5 | 15 | - | |
| 184 | 133 | 150 | 49 | 79 | 11 | - | - | - | |
| 613 | 503 | 713 | 111 | 329 | 52 | 4 | 3 | - | |
| 544 | 431 | 669 | 94 | 320 | 50 | 4 | 3 | - | |
| 69 | 72 | 44 | 17 | 9 | 2 | - | - | - | |
| 659 | 362 | 671 | 151 | 477 | 84 | 1 | 12 | - | |
| 544 | 301 | 565 | 119 | 407 | 75 | 1 | 12 | - | |
| 115 | 61 | 106 | 32 | 70 | 9 | - | - | - | |
| 527 | 366 | 685 | 116 | 401 | 79 | 2 | 11 | - | |
| 481 | 330 | 647 | 105 | 386 | 75 | 2 | 11 | - | |
| 46 | 36 | 38 | 11 | 15 | 4 | - | - | - | |
| 264 | 236 | 379 | 58 | 180 | 36 | 1 | 2 | - | |
| 247 | 212 | 368 | 56 | 179 | 35 | 1 | 2 | - | |
| 17 | 24 | 11 | 2 | 1 | 1 | - | - | - | |
| 263 | 130 | 306 | 58 | 221 | 43 | 1 | 9 | - | |
| 234 | 118 | 279 | 49 | 207 | 40 | 1 | 9 | - | |
| 29 | 12 | 27 | 9 | 14 | 3 | - | - | - | |
| 241 | 197 | 305 | 49 | 171 | 28 | - | 1 | - | |
| 208 | 167 | 271 | 41 | 156 | 25 | - | 1 | - | |
| 33 | 30 | 34 | 8 | 15 | 3 | - | - | - | |
| 129 | 107 | 163 | 19 | 72 | 10 | - | - | - | |
| 115 | 93 | 146 | 13 | 66 | 10 | - | - | - | |
| 14 | 14 | 17 | 6 | 6 | - | - | - | - | |
| 112 | 90 | 142 | 30 | 99 | 18 | - | 1 | - | |
| 93 | 74 | 125 | 28 | 90 | 15 | - | 1 | - | |
| 19 | 16 | 17 | 2 | 9 | 3 | - | - | - | |
| 118 | 58 | 79 | 18 | 54 | 8 | 1 | - | - | |
| 103 | 49 | 66 | 15 | 47 | 7 | 1 | - | - | |
| 15 | 9 | 13 | 3 | 7 | 1 | - | - | - | |
| 55 | 36 | 37 | 6 | 20 | 2 | 1 | - | - | |
| 51 | 31 | 33 | 5 | 20 | 1 | 1 | - | - | |
| 4 | 5 | 4 | 1 | - | 1 | - | - | - | |
| 63 | 22 | 42 | 12 | 34 | 6 | - | - | - | |
| 52 | 18 | 33 | 10 | 27 | 6 | - | - | - | |
| 11 | 4 | 9 | 2 | 7 | - | - | - | - | |

表 2-11 15歲以上現住原住民教育程度(續6)

單位：人

| 年底及 鄉鎮市區別 End of Year & District | 性別 Sex | 原住民身分別 (平地或山地) Indigene by Status (Plain-land or Mountain) | 總計 Grand Total | 識字者 | | |
|--|-------------------|---|----------------------|-------------|-----------------|--------------------|
| | | | | 合計 Total | 博士 Doctor | |
| | | | | | 畢業 Graduated | 肄業 Un-graduated |
| 仁愛區 Renai | 總計 Grand Total | 合計 Total | 218 | 217 | - | - |
| | | 平地 Plain-land | 149 | 148 | - | - |
| | | 山地 Mountain | 69 | 69 | - | - |
| | 男 Male | 合計 Total | 86 | 85 | - | - |
| | | 平地 Plain-land | 60 | 59 | - | - |
| | | 山地 Mountain | 26 | 26 | - | - |
| | 女 Female | 合計 Total | 132 | 132 | - | - |
| | | 平地 Plain-land | 89 | 89 | - | - |
| | | 山地 Mountain | 43 | 43 | - | - |
| 中山區 Jhongshan | 總計 Grand Total | 合計 Total | 410 | 410 | - | - |
| | | 平地 Plain-land | 266 | 266 | - | - |
| | | 山地 Mountain | 144 | 144 | - | - |
| | 男 Male | 合計 Total | 147 | 147 | - | - |
| | | 平地 Plain-land | 98 | 98 | - | - |
| | | 山地 Mountain | 49 | 49 | - | - |
| | 女 Female | 合計 Total | 263 | 263 | - | - |
| | | 平地 Plain-land | 168 | 168 | - | - |
| | | 山地 Mountain | 95 | 95 | - | - |
| 安樂區 Anle | 總計 Grand Total | 合計 Total | 894 | 894 | 1 | - |
| | | 平地 Plain-land | 708 | 708 | 1 | - |
| | | 山地 Mountain | 186 | 186 | - | - |
| | 男 Male | 合計 Total | 398 | 398 | 1 | - |
| | | 平地 Plain-land | 332 | 332 | 1 | - |
| | | 山地 Mountain | 66 | 66 | - | - |
| | 女 Female | 合計 Total | 496 | 496 | - | - |
| | | 平地 Plain-land | 376 | 376 | - | - |
| | | 山地 Mountain | 120 | 120 | - | - |
| 信義區 Sinyi | 總計 Grand Total | 合計 Total | 689 | 687 | - | - |
| | | 平地 Plain-land | 533 | 531 | - | - |
| | | 山地 Mountain | 156 | 156 | - | - |
| | 男 Male | 合計 Total | 304 | 304 | - | - |
| | | 平地 Plain-land | 250 | 250 | - | - |
| | | 山地 Mountain | 54 | 54 | - | - |
| | 女 Female | 合計 Total | 385 | 383 | - | - |
| | | 平地 Plain-land | 283 | 281 | - | - |
| | | 山地 Mountain | 102 | 102 | - | - |

資料來源：基隆市政府民政處 1511-00-03-2

Table 2-11 Educational Attainments of Resident Indigene Aged 15 and Over(Cont. 6)

Unit: Persons

| Literate | | | | | | | | | |
|-----------------|--------------------|----------------------------|--------------------|---------------------------------|--------------------|----------------------|---|--|--|
| 碩士 Master | | 大學 University & College | | 二、三專 2-Year & 3-Year College | | 五專 5-Year College | | | |
| 畢業 Graduated | 肄業 Un-graduated | 畢業 Graduated | 肄業 Un-graduated | 畢業 Graduated | 肄業 Un-graduated | 畢業 Graduated | 後二年 肄業 Last 2 Years Un-graduated | 前三年 肄業 First 3 Years Un-graduated | |
| 2 | 4 | 18 | 25 | 9 | 7 | 4 | 2 | 5 | |
| - | 3 | 8 | 19 | 6 | 7 | 3 | 1 | 4 | |
| 2 | 1 | 10 | 6 | 3 | - | 1 | 1 | 1 | |
| 1 | 2 | 5 | 13 | 3 | 2 | 1 | - | 2 | |
| - | 1 | 3 | 8 | 2 | 2 | 1 | - | 1 | |
| 1 | 1 | 2 | 5 | 1 | - | - | - | 1 | |
| 1 | 2 | 13 | 12 | 6 | 5 | 3 | 2 | 3 | |
| - | 2 | 5 | 11 | 4 | 5 | 2 | 1 | 3 | |
| 1 | - | 8 | 1 | 2 | - | 1 | 1 | - | |
| 1 | 1 | 40 | 46 | 15 | 12 | 6 | 1 | 7 | |
| 1 | 1 | 26 | 25 | 11 | 7 | 4 | 1 | 6 | |
| - | - | 14 | 21 | 4 | 5 | 2 | - | 1 | |
| - | - | 14 | 21 | 6 | 5 | 1 | - | 1 | |
| - | - | 11 | 13 | 3 | 2 | 1 | - | 1 | |
| - | - | 3 | 8 | 3 | 3 | - | - | - | |
| 1 | 1 | 26 | 25 | 9 | 7 | 5 | 1 | 6 | |
| 1 | 1 | 15 | 12 | 8 | 5 | 3 | 1 | 5 | |
| - | - | 11 | 13 | 1 | 2 | 2 | - | 1 | |
| 13 | 6 | 101 | 90 | 36 | 12 | 21 | 1 | 16 | |
| 8 | 5 | 77 | 69 | 28 | 11 | 16 | 1 | 14 | |
| 5 | 1 | 24 | 21 | 8 | 1 | 5 | - | 2 | |
| 7 | 2 | 39 | 48 | 15 | 8 | 4 | - | 1 | |
| 4 | 2 | 29 | 38 | 12 | 7 | 3 | - | 1 | |
| 3 | - | 10 | 10 | 3 | 1 | 1 | - | - | |
| 6 | 4 | 62 | 42 | 21 | 4 | 17 | 1 | 15 | |
| 4 | 3 | 48 | 31 | 16 | 4 | 13 | 1 | 13 | |
| 2 | 1 | 14 | 11 | 5 | - | 4 | - | 2 | |
| 3 | 6 | 74 | 76 | 32 | 11 | 14 | 4 | 8 | |
| 3 | 4 | 53 | 53 | 20 | 6 | 7 | 2 | 6 | |
| - | 2 | 21 | 23 | 12 | 5 | 7 | 2 | 2 | |
| 2 | 3 | 32 | 38 | 18 | 7 | 5 | 2 | 3 | |
| 2 | 2 | 29 | 27 | 11 | 3 | 3 | 2 | 2 | |
| - | 1 | 3 | 11 | 7 | 4 | 2 | - | 1 | |
| 1 | 3 | 42 | 38 | 14 | 4 | 9 | 2 | 5 | |
| 1 | 2 | 24 | 26 | 9 | 3 | 4 | - | 4 | |
| - | 1 | 18 | 12 | 5 | 1 | 5 | 2 | 1 | |

表 2-11 15歲以上現住原住民教育程度(續完)

單位：人

| 年底及 鄉鎮市區別 End of Year & District | 性別 Sex | 原住民身分別 (平地或山地) Indigene by Status (Plain-land or Mountain) | 識字者 | |
|--|-------------------|---|--------------------------|--------------------|
| | | | 高中 Senior High School | |
| | | | 畢業 Graduated | 肄業 Un-graduated |
| 仁愛區 Renai | 總計 Grand Total | 合計 Total 平地 Plain-land 山地 Mountain | 10 7 3 | 12 9 3 |
| | 男 Male | 合計 Total 平地 Plain-land 山地 Mountain | 5 3 2 | 3 3 - |
| | 女 Female | 合計 Total 平地 Plain-land 山地 Mountain | 5 4 1 | 9 6 3 |
| | 總計 Grand Total | 合計 Total 平地 Plain-land 山地 Mountain | 26 17 9 | 14 12 2 |
| | 男 Male | 合計 Total 平地 Plain-land 山地 Mountain | 8 6 2 | 5 4 1 |
| | 女 Female | 合計 Total 平地 Plain-land 山地 Mountain | 18 11 7 | 9 8 1 |
| 安樂區 Anle | 總計 Grand Total | 合計 Total 平地 Plain-land 山地 Mountain | 66 51 15 | 58 44 14 |
| | 男 Male | 合計 Total 平地 Plain-land 山地 Mountain | 32 23 9 | 24 18 6 |
| | 女 Female | 合計 Total 平地 Plain-land 山地 Mountain | 34 28 6 | 34 26 8 |
| | 總計 Grand Total | 合計 Total 平地 Plain-land 山地 Mountain | 34 30 4 | 31 24 7 |
| | 男 Male | 合計 Total 平地 Plain-land 山地 Mountain | 20 17 3 | 11 9 2 |
| | 女 Female | 合計 Total 平地 Plain-land 山地 Mountain | 14 13 1 | 20 15 5 |

資料來源：基隆市政府民政處 1511-00-03-2

Table 2-11 Educational Attainments of Resident Indigene Aged 15 and Over(Cont. End)

Unit: Persons

| Literate | | | | | | | 自修 Self-Study | 不識字 Illiterate | 不詳 Unspecified |
|------------------------------|--------------------|--|--------------------|----------------------|--------------------|---|------------------|-------------------|-------------------|
| 高職 Vocational High School | | 國中(初職) Junior High School (Junior Vocational School) | | 小學 Primary School | | | | | |
| 畢業 Graduated | 肄業 Un-graduated | 畢業 Graduated | 肄業 Un-graduated | 畢業 Graduated | 肄業 Un-graduated | | | | |
| 43 | 18 | 24 | 11 | 21 | 2 | - | 1 | - | |
| 30 | 10 | 19 | 7 | 14 | 1 | - | 1 | - | |
| 13 | 8 | 5 | 4 | 7 | 1 | - | - | - | |
| 21 | 10 | 8 | 4 | 4 | 1 | - | 1 | - | |
| 14 | 5 | 8 | 3 | 4 | 1 | - | 1 | - | |
| 7 | 5 | - | 1 | - | - | - | - | - | |
| 22 | 8 | 16 | 7 | 17 | 1 | - | - | - | |
| 16 | 5 | 11 | 4 | 10 | - | - | - | - | |
| 6 | 3 | 5 | 3 | 7 | 1 | - | - | - | |
| 75 | 51 | 62 | 16 | 30 | 7 | - | - | - | |
| 53 | 31 | 37 | 7 | 20 | 7 | - | - | - | |
| 22 | 20 | 25 | 9 | 10 | - | - | - | - | |
| 28 | 24 | 18 | 5 | 10 | 1 | - | - | - | |
| 19 | 13 | 12 | 2 | 10 | 1 | - | - | - | |
| 9 | 11 | 6 | 3 | - | - | - | - | - | |
| 47 | 27 | 44 | 11 | 20 | 6 | - | - | - | |
| 34 | 18 | 25 | 5 | 10 | 6 | - | - | - | |
| 13 | 9 | 19 | 6 | 10 | - | - | - | - | |
| 162 | 98 | 108 | 34 | 61 | 9 | 1 | - | - | |
| 127 | 82 | 89 | 27 | 49 | 8 | 1 | - | - | |
| 35 | 16 | 19 | 7 | 12 | 1 | - | - | - | |
| 72 | 53 | 52 | 13 | 25 | 1 | 1 | - | - | |
| 59 | 49 | 48 | 12 | 24 | 1 | 1 | - | - | |
| 13 | 4 | 4 | 1 | 1 | - | - | - | - | |
| 90 | 45 | 56 | 21 | 36 | 8 | - | - | - | |
| 68 | 33 | 41 | 15 | 25 | 7 | - | - | - | |
| 22 | 12 | 15 | 6 | 11 | 1 | - | - | - | |
| 106 | 77 | 121 | 18 | 68 | 3 | 1 | 2 | - | |
| 86 | 63 | 105 | 11 | 55 | 2 | 1 | 2 | - | |
| 20 | 14 | 16 | 7 | 13 | 1 | - | - | - | |
| 44 | 37 | 56 | 6 | 18 | 1 | 1 | - | - | |
| 39 | 28 | 54 | 3 | 17 | 1 | 1 | - | - | |
| 5 | 9 | 2 | 3 | 1 | - | - | - | - | |
| 62 | 40 | 65 | 12 | 50 | 2 | - | 2 | - | |
| 47 | 35 | 51 | 8 | 38 | 1 | - | 2 | - | |
| 15 | 5 | 14 | 4 | 12 | 1 | - | - | - | |

表 2-12 現住原住民婚姻狀況

單位：人

| 年底及鄉鎮市區別 End of Year & District | 原住民身分別 (平地或山地) Indigene by Status (Plain-land or Mountain) | 總計 Grand Total | | |
|------------------------------------|---|-------------------|-----------|-------------|
| | | 計 Total | 男 Male | 女 Female |
| 98年底 End of 2009 | 合計 Total | 8,631 | 4,218 | 4,413 |
| | 平地 Plain-land | 7,474 | 3,766 | 3,708 |
| | 山地 Mountain | 1,157 | 452 | 705 |
| 99年底 End of 2010 | 合計 Total | 8,686 | 4,236 | 4,450 |
| | 平地 Plain-land | 7,517 | 3,775 | 3,742 |
| | 山地 Mountain | 1,169 | 461 | 708 |
| 100年底 End of 2011 | 合計 Total | 8,718 | 4,273 | 4,445 |
| | 平地 Plain-land | 7,528 | 3,798 | 3,730 |
| | 山地 Mountain | 1,190 | 475 | 715 |
| 101年底 End of 2012 | 合計 Total | 8,830 | 4,337 | 4,493 |
| | 平地 Plain-land | 7,590 | 3,827 | 3,763 |
| | 山地 Mountain | 1,240 | 510 | 730 |
| 102年底 End of 2013 | 合計 Total | 8,912 | 4,387 | 4,525 |
| | 平地 Plain-land | 7,615 | 3,847 | 3,768 |
| | 山地 Mountain | 1,297 | 540 | 757 |
| 103年底 End of 2014 | 合計 Total | 8,971 | 4,394 | 4,577 |
| | 平地 Plain-land | 7,659 | 3,842 | 3,817 |
| | 山地 Mountain | 1,312 | 552 | 760 |
| 104年底 End of 2015 | 合計 Total | 9,154 | 4,480 | 4,674 |
| | 平地 Plain-land | 7,763 | 3,896 | 3,867 |
| | 山地 Mountain | 1,391 | 584 | 807 |
| 105年底 End of 2016 | 合計 Total | 9,281 | 4,521 | 4,760 |
| | 平地 Plain-land | 7,878 | 3,935 | 3,943 |
| | 山地 Mountain | 1,403 | 586 | 817 |
| 106年底 End of 2017 | 合計 Total | 9,353 | 4,537 | 4,816 |
| | 平地 Plain-land | 7,923 | 3,946 | 3,977 |
| | 山地 Mountain | 1,430 | 591 | 839 |

資料來源：基隆市政府民政處 1222-02-05-2、1222-02-05-3

Table 2-12 Marital Status of Resident Indigene

Unit: Persons

| 未婚 Unmarried | | 有偶 Currently Married | | 離婚 Divorced | | 喪偶 Widowed | |
|-----------------|-------------|-------------------------|-------------|----------------|-------------|---------------|-------------|
| 男 Male | 女 Female | 男 Male | 女 Female | 男 Male | 女 Female | 男 Male | 女 Female |
| 2,544 | 2,179 | 1,267 | 1,537 | 361 | 495 | 46 | 202 |
| 2,240 | 1,856 | 1,161 | 1,286 | 320 | 405 | 45 | 161 |
| 304 | 323 | 106 | 251 | 41 | 90 | 1 | 41 |
| 2,560 | 2,203 | 1,263 | 1,517 | 363 | 515 | 50 | 215 |
| 2,247 | 1,878 | 1,156 | 1,273 | 323 | 420 | 49 | 171 |
| 313 | 325 | 107 | 244 | 40 | 95 | 1 | 44 |
| 2,556 | 2,186 | 1,279 | 1,504 | 388 | 531 | 50 | 224 |
| 2,236 | 1,867 | 1,165 | 1,257 | 348 | 428 | 49 | 178 |
| 320 | 319 | 114 | 247 | 40 | 103 | 1 | 46 |
| 2,608 | 2,199 | 1,278 | 1,498 | 398 | 566 | 53 | 230 |
| 2,261 | 1,869 | 1,154 | 1,252 | 360 | 456 | 52 | 186 |
| 347 | 330 | 124 | 246 | 38 | 110 | 1 | 44 |
| 2,628 | 2,198 | 1,291 | 1,521 | 413 | 567 | 55 | 239 |
| 2,251 | 1,856 | 1,166 | 1,262 | 377 | 457 | 53 | 193 |
| 377 | 342 | 125 | 259 | 36 | 110 | 2 | 46 |
| 2,634 | 2,219 | 1,295 | 1,545 | 415 | 571 | 50 | 242 |
| 2,244 | 1,878 | 1,178 | 1,287 | 372 | 460 | 48 | 192 |
| 390 | 341 | 117 | 258 | 43 | 111 | 2 | 50 |
| 2,679 | 2,257 | 1,343 | 1,582 | 411 | 575 | 47 | 260 |
| 2,275 | 1,889 | 1,209 | 1,304 | 367 | 465 | 45 | 209 |
| 404 | 368 | 134 | 278 | 44 | 110 | 2 | 51 |
| 2,693 | 2,278 | 1,364 | 1,618 | 414 | 600 | 50 | 264 |
| 2,286 | 1,911 | 1,229 | 1,340 | 371 | 480 | 49 | 212 |
| 407 | 367 | 135 | 278 | 43 | 120 | 1 | 52 |
| 2,697 | 2,282 | 1,363 | 1,640 | 425 | 628 | 52 | 266 |
| 2,281 | 1,901 | 1,232 | 1,351 | 382 | 509 | 51 | 216 |
| 416 | 381 | 131 | 289 | 43 | 119 | 1 | 50 |

表 2-12 現住原住民婚姻狀況(續)

單位：人

| 年底及鄉鎮市區別 End of Year & District | 原住民身分別 (平地或山地) Indigene by Status (Plain-land or Mountain) | 總計 Grand Total | | |
|------------------------------------|---|-------------------|-----------|-------------|
| | | 計 Total | 男 Male | 女 Female |
| 107年底 End of 2018 | 合計 Total | 9,359 | 4,526 | 4,833 |
| | 平地 Plain-land | 7,925 | 3,927 | 3,998 |
| | 山地 Mountain | 1,434 | 599 | 835 |
| 中正區 Jhongjheng | 合計 Total | 3,913 | 2,013 | 1,900 |
| | 平地 Plain-land | 3,570 | 1,865 | 1,705 |
| | 山地 Mountain | 343 | 148 | 195 |
| 七堵區 Cidu | 合計 Total | 1,984 | 944 | 1,040 |
| | 平地 Plain-land | 1,706 | 822 | 884 |
| | 山地 Mountain | 278 | 122 | 156 |
| 暖暖區 Nuannuan | 合計 Total | 689 | 326 | 363 |
| | 平地 Plain-land | 575 | 274 | 301 |
| | 山地 Mountain | 114 | 52 | 62 |
| 仁愛區 Renai | 合計 Total | 308 | 136 | 172 |
| | 平地 Plain-land | 208 | 94 | 114 |
| | 山地 Mountain | 100 | 42 | 58 |
| 中山區 Jhongshan | 合計 Total | 493 | 194 | 299 |
| | 平地 Plain-land | 317 | 122 | 195 |
| | 山地 Mountain | 176 | 72 | 104 |
| 安樂區 Anle | 合計 Total | 1,142 | 532 | 610 |
| | 平地 Plain-land | 903 | 435 | 468 |
| | 山地 Mountain | 239 | 97 | 142 |
| 信義區 Sinyi | 合計 Total | 830 | 381 | 449 |
| | 平地 Plain-land | 646 | 315 | 331 |
| | 山地 Mountain | 184 | 66 | 118 |

資料來源：基隆市政府民政處 1222-02-05-2、1222-02-05-3

Table 2-12 Marital Status of Resident Indigene(Cont.)

Unit: Persons

| 未婚 Unmarried | | 有偶 Currently Married | | 離婚 Divorced | | 喪偶 Widowed | |
|-----------------|-------------|-------------------------|-------------|----------------|-------------|---------------|-------------|
| 男 Male | 女 Female | 男 Male | 女 Female | 男 Male | 女 Female | 男 Male | 女 Female |
| 2,693 | 2,288 | 1,351 | 1,609 | 428 | 661 | 54 | 275 |
| 2,271 | 1,909 | 1,217 | 1,334 | 387 | 535 | 52 | 220 |
| 422 | 379 | 134 | 275 | 41 | 126 | 2 | 55 |
| 1,165 | 874 | 612 | 619 | 202 | 279 | 34 | 128 |
| 1,060 | 784 | 574 | 555 | 197 | 247 | 34 | 119 |
| 105 | 90 | 38 | 64 | 5 | 32 | - | 9 |
| 554 | 532 | 285 | 345 | 93 | 115 | 12 | 48 |
| 464 | 452 | 264 | 297 | 84 | 96 | 10 | 39 |
| 90 | 80 | 21 | 48 | 9 | 19 | 2 | 9 |
| 201 | 158 | 97 | 132 | 28 | 57 | - | 16 |
| 162 | 133 | 89 | 109 | 23 | 48 | - | 11 |
| 39 | 25 | 8 | 23 | 5 | 9 | - | 5 |
| 90 | 83 | 32 | 49 | 12 | 30 | 2 | 10 |
| 62 | 57 | 20 | 30 | 10 | 22 | 2 | 5 |
| 28 | 26 | 12 | 19 | 2 | 8 | - | 5 |
| 124 | 132 | 53 | 111 | 17 | 42 | - | 14 |
| 70 | 92 | 40 | 73 | 12 | 23 | - | 7 |
| 54 | 40 | 13 | 38 | 5 | 19 | - | 7 |
| 337 | 310 | 150 | 196 | 40 | 75 | 5 | 29 |
| 270 | 244 | 129 | 151 | 31 | 54 | 5 | 19 |
| 67 | 66 | 21 | 45 | 9 | 21 | - | 10 |
| 222 | 199 | 122 | 157 | 36 | 63 | 1 | 30 |
| 183 | 147 | 101 | 119 | 30 | 45 | 1 | 20 |
| 39 | 52 | 21 | 38 | 6 | 18 | - | 10 |